

Grantee: Houston, TX

Grant: P-21-HO-48-LDZ1

July 1, 2024 thru September 30, 2024 Performance

Grant Number: P-21-HO-48-LDZ1	Obligation Date:	Award Date:
Grantee Name: Houston, TX	Contract End Date: 06/06/2030	Review by HUD: Submitted - Await for Review
Grant Award Amount: \$50,095,000.00	Grant Status: Active	QPR Contact: No QPR Contact Found
LOCCS Authorized Amount:	Estimated PI/RL Funds:	

Total Budget:
\$50,095,000.00

Disasters:

Declaration Number
FEMA-4586-TX

Overall	This Report Period	To Date
Total Projected Budget from All Sources	\$0.00	\$0.00
B-21-MF-48-0002	\$0.00	\$0.00
B-22-MF-48-0002	\$0.00	\$0.00
Total Budget	\$0.00	\$0.00
B-21-MF-48-0002	\$0.00	\$0.00
B-22-MF-48-0002	\$0.00	\$0.00
Total Obligated	\$0.00	\$0.00
B-21-MF-48-0002	\$0.00	\$0.00
B-22-MF-48-0002	\$0.00	\$0.00
Total Funds Drawdown	\$0.00	\$0.00
B-21-MF-48-0002	\$0.00	\$0.00
B-22-MF-48-0002	\$0.00	\$0.00
Program Funds Drawdown	\$0.00	\$0.00
B-21-MF-48-0002	\$0.00	\$0.00
B-22-MF-48-0002	\$0.00	\$0.00
Program Income Drawdown	\$0.00	\$0.00
B-21-MF-48-0002	\$0.00	\$0.00
B-22-MF-48-0002	\$0.00	\$0.00
Program Income Received	\$0.00	\$0.00
B-21-MF-48-0002	\$0.00	\$0.00
B-22-MF-48-0002	\$0.00	\$0.00
Total Funds Expended	\$0.00	\$0.00
B-21-MF-48-0002	\$0.00	\$0.00
B-22-MF-48-0002	\$0.00	\$0.00
HUD Identified Most Impacted and Distressed	\$0.00	\$0.00
B-21-MF-48-0002	\$0.00	\$0.00
B-22-MF-48-0002	\$0.00	\$0.00
Other Funds	\$ 0.00	\$ 0.00



Match Funds	\$ 0.00	\$ 0.00
Non-Match Funds	\$ 0.00	\$ 0.00

Progress Toward Required Numeric Targets

Requirement	Target	Projected	Actual
Overall Benefit Percentage			
B-21-MF-48-0002	70.00%	.00%	.00%
B-22-MF-48-0002	70.00%	.00%	.00%
Overall Benefit Amount			
B-21-MF-48-0002	\$21,207,200.00	\$.00	\$.00
B-22-MF-48-0002	\$13,859,300.00	\$.00	\$.00
Limit on Public Services			
B-21-MF-48-0002	\$4,544,400.00	\$.00	\$.00
B-22-MF-48-0002	\$2,969,850.00	\$.00	\$.00
Limit on Admin/Planning			
B-21-MF-48-0002	\$6,059,200.00	\$.00	\$.00
B-22-MF-48-0002	\$3,959,800.00	\$.00	\$.00
Limit on Admin			
B-21-MF-48-0002	\$1,514,800.00	\$.00	\$.00
B-22-MF-48-0002	\$989,950.00	\$.00	\$.00
Most Impacted and Distressed			
B-21-MF-48-0002	\$30,296,000.00	\$.00	\$.00
B-22-MF-48-0002	\$19,799,000.00	\$.00	\$.00
Mitigation Set-aside			
B-21-MF-48-0002	\$3,952,000.00	\$.00	\$.00
B-22-MF-48-0002	\$.00	\$.00	\$.00

Overall Progress Narrative:

On April 11, 2024, HUD approved the City of Houston's (City) Public Action Plan for Community Development Block Grant disaster recovery (CDBG-DR) funds appropriated by the Disaster Relief Supplemental Appropriations Act, 2022 Public Law (P.L.) 117-43, and the Continuing Appropriations Act, 2023 Public Law 117-180 for the purpose of assisting in long-term recovery from major disasters that occurred in 2021. A total of \$50,095,000 was allocated to the City under these appropriations, comprised of an initial allocation of \$30,296,000 and a supplemental allocation of \$19,799,000. The associated grant agreements for grant #B-21-MF-48-0002 and grant #B-22-MF-48-0002 were executed on June 10, 2024, and the period of performance and budget period starts June 6, 2024, and ends June 6, 2030.

In the course of implementing planned programs, the City is evaluating whether any changes are needed to meet the current needs of Houston residents. Once these evaluations are complete, any changes will be captured in a substantial amendment and submitted to HUD as required, for approval.

Below is a summary of Planning and Administration progress through September 30, 2024. A summary of planned programs and their current implementation statuses can be found within their respective Grantee Program Summary sections of this QPR.

Planning

Planning activities supported the development of the Action Plan for Disaster Recovery 2021 Winter Storm; activities included community engagement to inform the City's plan development. The total Planning budget allocation is \$200,000. Expenditures incurred through 9/30/2024 will be drawn in Q4-2024 (Oct-Dec). Any excess funding budgeted to Planning will be evaluated for reallocation and included in the substantial amendment noted above.

Administration

Administration funds are being used for necessary general administration costs related to CDBG-DR21 according to 2 CFR 570.206. The total Administration budget allocation is \$2,504,750. Expenditures incurred through 9/30/2024 will be drawn in Q4-2024 (Oct-Dec).



Project Summary

Project #, Project Title

	This Report	To Date	
	Program Funds Drawdown	Project Funds Budgeted	Program Funds Drawdown
1, Winter Storm Home Repair Program	\$0.00	\$40,106,250.00	\$0.00
B-21-MF-48-0002	\$0.00	\$23,879,200.00	\$0.00
B-22-MF-48-0002	\$0.00	\$16,227,050.00	\$0.00
2, Public Services Program	\$0.00	\$550,000.00	\$0.00
B-21-MF-48-0002	\$0.00	\$550,000.00	\$0.00
B-22-MF-48-0002	\$0.00	\$0.00	\$0.00
3, Neighborhood Facilities Resilience Program	\$0.00	\$6,734,000.00	\$0.00
B-21-MF-48-0002	\$0.00	\$4,152,000.00	\$0.00
B-22-MF-48-0002	\$0.00	\$2,582,000.00	\$0.00
4, Planning	\$0.00	\$200,000.00	\$0.00
B-21-MF-48-0002	\$0.00	\$200,000.00	\$0.00
B-22-MF-48-0002	\$0.00	\$0.00	\$0.00
5, Administration	\$0.00	\$2,504,750.00	\$0.00
B-21-MF-48-0002	\$0.00	\$1,514,800.00	\$0.00
B-22-MF-48-0002	\$0.00	\$989,950.00	\$0.00
9999, Restricted Balance	\$0.00	\$0.00	\$0.00
B-21-MF-48-0002	\$0.00	\$0.00	\$0.00
B-22-MF-48-0002	\$0.00	(\$19,799,000.00)	\$0.00

Grantee Program Summary

Winter Storm Home Repair Program

Grant	Proposed Budget		Proposed MID Threshold Budget HUD Identified		Proposed MID Threshold Budget Grantee Identified	
	This Period	To Date	This Period	To Date	This Period	To Date
P-21-HO-48-LDZ1	\$ 40,106,250.00	\$ 40,106,250.00	\$ 40,106,250.00	\$ 40,106,250.00	\$ 0.00	\$ 0.00
B-22-MF-48-0002	\$ 16,227,050.00	\$ 16,227,050.00	\$ 16,227,050.00	\$ 16,227,050.00	\$ 0.00	\$ 0.00
B-21-MF-48-0002	\$ 23,879,200.00	\$ 23,879,200.00	\$ 23,879,200.00	\$ 23,879,200.00	\$ 0.00	\$ 0.00

Narrative:

Home Repair Program – Reconstruction/Rehabilitation

The City has allocated \$38,449,272 in funding towards rehabilitation or reconstruction of homes for low- and moderate-income homeowners impacted by the disaster. Resilience measures such as power generation and/or storage enhancements may be incorporated when feasible. Program implementation is underway as shown in the below listed milestones.

Implementation Milestones

- Internal Order Creation – Completed 07/15/2024
- Contractor Procurement Initiated - 02/26/2024
- Application/Form Development – 05/15/2024
- OnBase Development - 05/31/2024
- Duplication of Benefits Procedure Development – Underway
- Duplication of Benefits Database Development – TBD
- Outreach/Marketing Plan – 06/30/2024
- Program Guideline Development – 08/15/2024
- Legal Agreements Development Requests - 09/16/2024
- Master Contractor Agreement Development - 09/16/2024
- Program Guideline Presentation to:
 - Project Review Committee - 10/01/2024
 - Public Notice - 10/07/2024
 - Housing Committee - 11/19/2024
- Program Kickoff - TBD

Home Repair Program – Reimbursement



The City has allocated \$1,656,978 in funding towards reimbursement of eligible expenses incurred by low- and moderate-income and urgent need homeowners to help defray some of the financial burden these homeowners experienced due to the disaster. Program implementation is underway as shown in the below listed milestones.

Implementation Milestones:

- Internal Order Creation – Completed 07/15/2025
- Program Guideline Development – 04/30/2024
- Program Guideline Presentation to:
 - Project Review Committee - 05/07/2024
 - Housing Committee - 05/21/2024
 - Public Notice - 07/17/2024
- Application/Form Development – 05/15/2024
- OnBase Development - 05/31/2024
- Duplication of Benefits Procedure Development – Underway
- Duplication of Benefits Database Development – TBD
- Outreach/Marketing Plan – 06/30/2024
- Legal Agreements Development Requests - 07/17/2024
- Program Kickoff - TBD

Public Services Program

Grant	Proposed Budget		Proposed MID Threshold Budget HUD Identified		Proposed MID Threshold Budget Grantees Identified	
	This Period	To Date	This Period	To Date	This Period	To Date
P-21-HO-48-LDZ1	\$ 550,000.00	\$ 550,000.00	\$ 550,000.00	\$ 550,000.00	\$ 0.00	\$ 0.00
B-22-MF-48-0002	\$ 0.00	\$ 0.00	\$ 0.00	\$ 0.00	\$ 0.00	\$ 0.00
B-21-MF-48-0002	\$ 550,000.00	\$ 550,000.00	\$ 550,000.00	\$ 550,000.00	\$ 0.00	\$ 0.00

Narrative: The City planned to administer the Renter Housing Counseling Program by awarding grants to nonprofit organizations, other qualified subrecipients, and/ or partners to deliver services to impacted renters. This program is on hold pending further evaluation and may not move forward. If so, this will be addressed in the substantial amendment noted in the Overall Narrative section of this QPR.

Neighborhood Facilities Resilience Program

Grant	Proposed Budget		Proposed MID Threshold Budget HUD Identified		Proposed MID Threshold Budget Grantees Identified	
	This Period	To Date	This Period	To Date	This Period	To Date
P-21-HO-48-LDZ1	\$ 6,734,000.00	\$ 6,734,000.00	\$ 6,734,000.00	\$ 6,734,000.00	\$ 0.00	\$ 0.00
B-22-MF-48-0002	\$ 2,582,000.00	\$ 2,582,000.00	\$ 2,582,000.00	\$ 2,582,000.00	\$ 0.00	\$ 0.00
B-21-MF-48-0002	\$ 4,152,000.00	\$ 4,152,000.00	\$ 4,152,000.00	\$ 4,152,000.00	\$ 0.00	\$ 0.00

Narrative: The City has allocated \$6,743,000 in funding to assist neighborhood and/or public facilities by providing funding for resilience measures including standby electric power options that will allow these facilities to be a resource to the surrounding community in the event of future disasters. The public facilities and improvements may include, but not be limited to, adding a generator or other power generation and/or storage enhancements. Program implementation is underway as shown in the below listed milestones.

Implementation Milestones

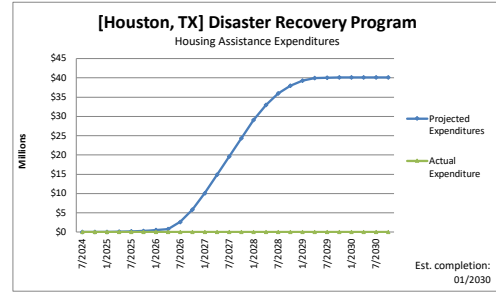
- Internal Order Creation – July/August 2024
- Identify Eligible Properties – 6/4/2024
 - Three Sites Identified
 - Acres Homes Multi-Service Center
 - Northeast Multi-Service Center
 - Southwest Multi-Service Center
- Project SOW, Scope of Services, Budget – 8/20/2024
- Policies & Procedures (SOP) Development – 10/31/2024
- Underwriting Process (60-90 days) – In Progress
- Project Review Committee - October 2024



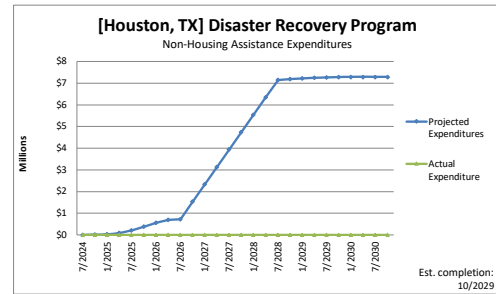
- LOA Development – TBD (2025)
- Monthly Progress Meetings - Ongoing



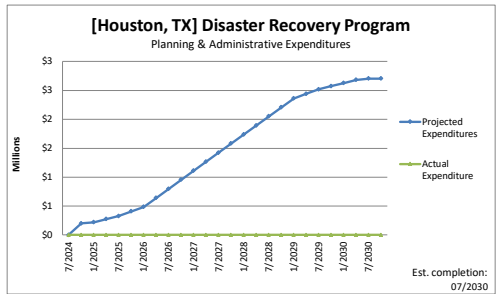
	7/2024	10/2024	1/2025	4/2025	7/2025	10/2025	1/2026	4/2026	7/2026	10/2026	1/2027	4/2027	7/2027	10/2027	1/2028	4/2028	7/2028	10/2028	1/2029	4/2029	7/2029	10/2029	1/2030	4/2030	7/2030	10/2030
Housing																										
Projected Expenditures	\$0	\$14,280	\$38,678	\$68,134	\$164,731	\$281,561	\$483,948	\$761,773	\$2,635,270	\$5,850,409	\$10,036,368	\$14,893,148	\$19,639,520	\$24,374,851	\$29,053,111	\$32,998,377	\$35,961,425	\$37,953,652	\$39,275,059	\$39,925,645	\$40,065,400	\$40,090,693	\$40,106,250	\$40,106,250	\$40,106,250	\$40,106,250
Quarterly Projection	\$0	\$14,280	\$24,398	\$29,456	\$96,596	\$116,831	\$202,386	\$277,825	\$1,873,498	\$3,215,139	\$4,185,959	\$4,856,780	\$4,746,372	\$4,735,331	\$4,678,260	\$3,945,266	\$2,963,048	\$1,992,227	\$1,321,407	\$650,586	\$139,755	\$25,293	\$15,557	\$0	\$0	\$0
Actual Expenditure	\$0	\$0	\$0	\$0	\$0	\$0	\$0	\$0	\$0	\$0	\$0	\$0	\$0	\$0	\$0	\$0	\$0	\$0	\$0	\$0	\$0	\$0	\$0	\$0	\$0	\$0
Actual Quarterly Expend (from QPRs)	\$0																									



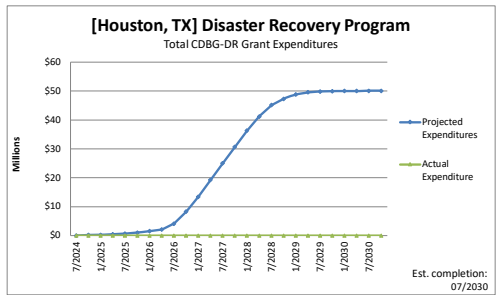
	7/2024	10/2024	1/2025	4/2025	7/2025	10/2025	1/2026	4/2026	7/2026	10/2026	1/2027	4/2027	7/2027	10/2027	1/2028	4/2028	7/2028	10/2028	1/2029	4/2029	7/2029	10/2029	1/2030	4/2030	7/2030	10/2030
Non-Housing																										
Projected Expenditures	\$0	\$15,000	\$30,000	\$95,000	\$210,000	\$390,000	\$570,000	\$700,000	\$730,000	\$1,532,575	\$2,335,150	\$3,137,725	\$3,940,300	\$4,742,875	\$5,545,450	\$6,348,025	\$7,150,600	\$7,953,175	\$7,225,600	\$7,255,600	\$7,270,600	\$7,284,000	\$7,284,000	\$7,284,000	\$7,284,000	\$7,284,000
Quarterly Projection	\$0	\$15,000	\$15,000	\$65,000	\$115,000	\$180,000	\$180,000	\$130,000	\$30,000	\$802,575	\$802,575	\$802,575	\$802,575	\$802,575	\$802,575	\$802,575	\$802,575	\$45,000	\$30,000	\$30,000	\$15,000	\$13,400	\$0	\$0	\$0	\$0
Actual Expenditure	\$0	\$0	\$0	\$0	\$0	\$0	\$0	\$0	\$0	\$0	\$0	\$0	\$0	\$0	\$0	\$0	\$0	\$0	\$0	\$0	\$0	\$0	\$0	\$0	\$0	\$0
Actual Quarterly Expend (from QPRs)	\$0																									



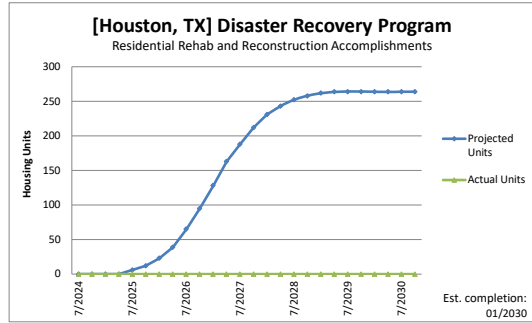
	7/2024	10/2024	1/2025	4/2025	7/2025	10/2025	1/2026	4/2026	7/2026	10/2026	1/2027	4/2027	7/2027	10/2027	1/2028	4/2028	7/2028	10/2028	1/2029	4/2029	7/2029	10/2029	1/2030	4/2030	7/2030	10/2030
Planning & Admin																										
Projected Expenditures	\$0	\$200,000	\$220,000	\$274,250	\$328,500	\$406,773	\$485,046	\$641,592	\$798,138	\$954,684	\$1,111,230	\$1,267,776	\$1,424,323	\$1,580,870	\$1,737,416	\$1,893,962	\$2,050,508	\$2,207,054	\$2,363,600	\$2,441,873	\$2,520,146	\$2,574,396	\$2,628,646	\$2,682,896	\$2,704,750	\$2,704,750
Quarterly Projection	\$0	\$200,000	\$20,000	\$54,250	\$54,250	\$78,273	\$78,273	\$156,546	\$156,546	\$156,546	\$156,546	\$156,546	\$156,547	\$156,547	\$156,546	\$156,546	\$156,546	\$156,546	\$156,546	\$78,273	\$78,273	\$54,250	\$54,250	\$54,250	\$21,854	\$0
Actual Expenditure	\$0	\$0	\$0	\$0	\$0	\$0	\$0	\$0	\$0	\$0	\$0	\$0	\$0	\$0	\$0	\$0	\$0	\$0	\$0	\$0	\$0	\$0	\$0	\$0	\$0	\$0
Actual Quarterly Expend (from QPRs)	\$0																									



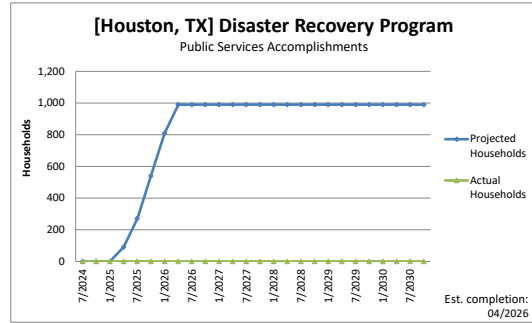
	7/2024	10/2024	1/2025	4/2025	7/2025	10/2025	1/2026	4/2026	7/2026	10/2026	1/2027	4/2027	7/2027	10/2027	1/2028	4/2028	7/2028	10/2028	1/2029	4/2029	7/2029	10/2029	1/2030	4/2030	7/2030	10/2030
Total Expenditures																										
Projected Expenditures	\$0	\$229,280	\$288,678	\$437,384	\$703,231	\$1,078,334	\$1,538,994	\$2,103,365	\$4,163,408	\$8,337,668	\$13,482,748	\$19,298,649	\$25,004,143	\$30,698,596	\$36,335,977	\$41,240,364	\$45,162,533	\$47,356,306	\$48,864,259	\$49,623,118	\$49,856,146	\$49,949,089	\$50,018,896	\$50,073,146	\$50,095,000	\$50,095,000
Quarterly Projection	\$0	\$229,280	\$59,398	\$148,706	\$265,846	\$375,104	\$460,659	\$564,371	\$2,060,044	\$4,174,260	\$5,145,080	\$5,815,901	\$5,705,494	\$5,694,453	\$5,637,381	\$4,904,387	\$3,922,169	\$2,193,773	\$1,507,953	\$758,859	\$233,028	\$92,943	\$69,807	\$54,250	\$21,854	\$0
Actual Expenditure	\$0	\$0	\$0	\$0	\$0	\$0	\$0	\$0	\$0	\$0	\$0	\$0	\$0	\$0	\$0	\$0	\$0	\$0	\$0	\$0	\$0	\$0	\$0	\$0	\$0	\$0
Actual Quarterly Expend (from QPRs)	\$0																									



Residential Rehab and Reconstruction	7/2024	10/2024	1/2025	4/2025	7/2025	10/2025	1/2026	4/2026	7/2026	10/2026	1/2027	4/2027	7/2027	10/2027	1/2028	4/2028	7/2028	10/2028	1/2029	4/2029	7/2029	10/2029	1/2030	4/2030	7/2030	10/2030
Projected Units	0	0	0	0	6	12	23	39	65	95	128	163	188	212	231	243	252	258	262	264	264	264	264	264	264	264
# of Housing Units (Quarterly Projection)	0	0	0	0	6	6	11	16	26	30	33	35	25	24	19	12	9	6	4	2	0	0	0	0	0	
Actual Units	0	0	0	0	0	0	0	0	0	0	0	0	0	0	0	0	0	0	0	0	0	0	0	0	0	
# of Housing Units (Populated from QPR Reporting)	0																									



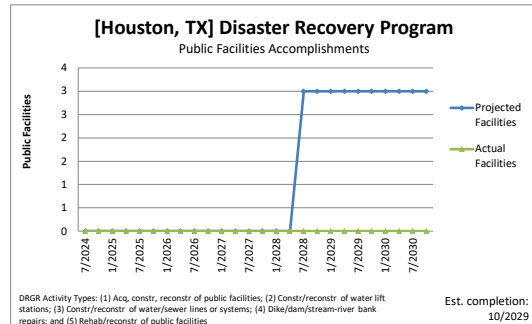
Public Services	7/2024	10/2024	1/2025	4/2025	7/2025	10/2025	1/2026	4/2026	7/2026	10/2026	1/2027	4/2027	7/2027	10/2027	1/2028	4/2028	7/2028	10/2028	1/2029	4/2029	7/2029	10/2029	1/2030	4/2030	7/2030	10/2030
Projected Households	0	0	0	90	270	540	810	990	990	990	990	990	990	990	990	990	990	990	990	990	990	990	990	990	990	990
# of Households (Quarterly Projection)	0	0	0	90	180	270	270	180	0	0	0	0	0	0	0	0	0	0	0	0	0	0	0	0	0	
Actual Households	0	0	0	0	0	0	0	0	0	0	0	0	0	0	0	0	0	0	0	0	0	0	0	0	0	
# of Households (Populated from QPR Reporting)	0																									



Public Facilities	7/2024	10/2024	1/2025	4/2025	7/2025	10/2025	1/2026	4/2026	7/2026	10/2026	1/2027	4/2027	7/2027	10/2027	1/2028	4/2028	7/2028	10/2028	1/2029	4/2029	7/2029	10/2029	1/2030	4/2030	7/2030	10/2030
Projected Facilities	0	0	0	0	0	0	0	0	0	0	0	0	0	0	0	0	3	3	3	3	3	3	3	3	3	3
# of Public Facilities (Quarterly Projection)	0	0	0	0	0	0	0	0	0	0	0	0	0	0	0	0	3	0	0	0	0	0	0	0	0	
Actual Facilities	0	0	0	0	0	0	0	0	0	0	0	0	0	0	0	0	0	0	0	0	0	0	0	0	0	
# of Public Facilities (Populated from QPR Reporting)	0																									

Quarterly Projections by Activity Type:

Acquisition, construction, reconstruction of public facilities # of Public Facilities	0																								
Construction/reconstruction of water lift stations # of Public Facilities	0																								
Construction/reconstruction of water/sewer lines or systems # of Public Facilities	0																								
Dike/dam/stream-river bank repairs # of Public Facilities	0																								
Rehabilitation/reconstruction of public facilities # of Public Facilities	0	0	0	0	0	0	0	0	0	0	0	0	0	0	0	0	3	0	0	0	0	0	0	0	0



DRGR Activity Types: (1) Acq, constr, reconstr of public facilities; (2) Constr/reconstr of water lift stations; (3) Constr/reconstr of water/sewer lines or systems; (4) Dike/dam/stream-river bank repairs; and (5) Rehab/reconstr of public facilities.