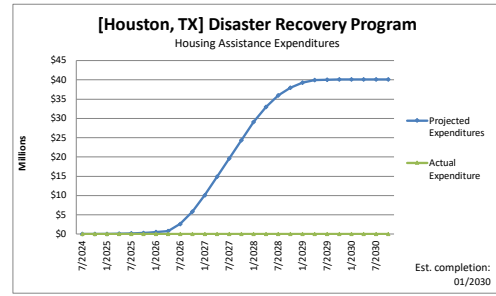
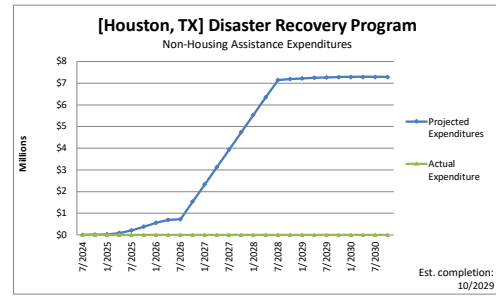


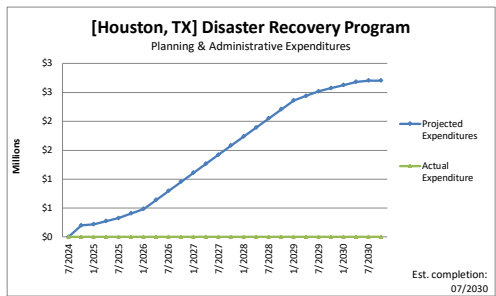
	7/2024	10/2024	1/2025	4/2025	7/2025	10/2025	1/2026	4/2026	7/2026	10/2026	1/2027	4/2027	7/2027	10/2027	1/2028	4/2028	7/2028	10/2028	1/2029	4/2029	7/2029	10/2029	1/2030	4/2030	7/2030	10/2030
Housing																										
Projected Expenditures	\$0	\$14,280	\$38,678	\$68,134	\$164,731	\$281,561	\$483,948	\$761,773	\$2,635,270	\$5,850,409	\$10,036,368	\$14,893,148	\$19,639,520	\$24,374,851	\$29,053,111	\$32,998,377	\$35,961,425	\$37,953,652	\$39,275,059	\$39,925,645	\$40,065,400	\$40,090,693	\$40,106,250	\$40,106,250	\$40,106,250	\$40,106,250
Quarterly Projection	\$0	\$14,280	\$24,398	\$29,456	\$96,596	\$116,831	\$202,386	\$277,825	\$1,873,498	\$3,215,139	\$4,185,959	\$4,856,780	\$4,746,372	\$4,735,331	\$4,678,260	\$3,945,266	\$2,963,048	\$1,992,227	\$1,321,407	\$650,586	\$139,755	\$25,293	\$15,557	\$0	\$0	\$0
Actual Expenditure	\$0	\$0	\$0	\$0	\$0	\$0	\$0	\$0	\$0	\$0	\$0	\$0	\$0	\$0	\$0	\$0	\$0	\$0	\$0	\$0	\$0	\$0	\$0	\$0	\$0	\$0
Actual Quarterly Expend (from QPRs)	\$0																									



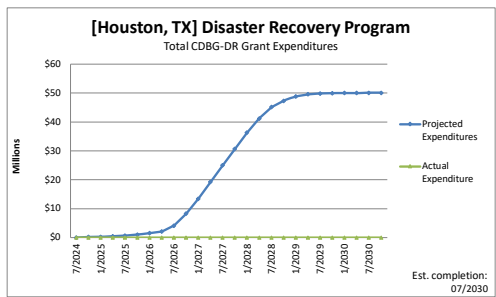
	7/2024	10/2024	1/2025	4/2025	7/2025	10/2025	1/2026	4/2026	7/2026	10/2026	1/2027	4/2027	7/2027	10/2027	1/2028	4/2028	7/2028	10/2028	1/2029	4/2029	7/2029	10/2029	1/2030	4/2030	7/2030	10/2030
Non-Housing																										
Projected Expenditures	\$0	\$15,000	\$30,000	\$95,000	\$210,000	\$390,000	\$570,000	\$700,000	\$730,000	\$1,532,575	\$2,335,150	\$3,137,725	\$3,940,300	\$4,742,875	\$5,545,450	\$6,348,025	\$7,150,600	\$7,953,175	\$7,225,600	\$7,255,600	\$7,270,600	\$7,284,000	\$7,284,000	\$7,284,000	\$7,284,000	\$7,284,000
Quarterly Projection	\$0	\$15,000	\$15,000	\$65,000	\$115,000	\$180,000	\$180,000	\$130,000	\$30,000	\$802,575	\$802,575	\$802,575	\$802,575	\$802,575	\$802,575	\$802,575	\$802,575	\$45,000	\$30,000	\$30,000	\$15,000	\$13,400	\$0	\$0	\$0	\$0
Actual Expenditure	\$0	\$0	\$0	\$0	\$0	\$0	\$0	\$0	\$0	\$0	\$0	\$0	\$0	\$0	\$0	\$0	\$0	\$0	\$0	\$0	\$0	\$0	\$0	\$0	\$0	\$0
Actual Quarterly Expend (from QPRs)	\$0																									



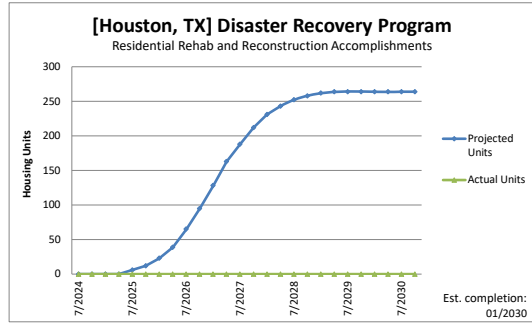
	7/2024	10/2024	1/2025	4/2025	7/2025	10/2025	1/2026	4/2026	7/2026	10/2026	1/2027	4/2027	7/2027	10/2027	1/2028	4/2028	7/2028	10/2028	1/2029	4/2029	7/2029	10/2029	1/2030	4/2030	7/2030	10/2030
Planning & Admin																										
Projected Expenditures	\$0	\$200,000	\$220,000	\$274,250	\$328,500	\$406,773	\$485,046	\$641,592	\$798,138	\$954,684	\$1,111,230	\$1,267,776	\$1,424,323	\$1,580,870	\$1,737,416	\$1,893,962	\$2,050,508	\$2,207,054	\$2,363,600	\$2,441,873	\$2,520,146	\$2,574,396	\$2,628,646	\$2,682,896	\$2,704,750	\$2,704,750
Quarterly Projection	\$0	\$200,000	\$20,000	\$54,250	\$78,273	\$78,273	\$156,546	\$156,546	\$156,546	\$156,546	\$156,546	\$156,546	\$156,547	\$156,547	\$156,546	\$156,546	\$156,546	\$156,546	\$156,546	\$78,273	\$78,273	\$54,250	\$54,250	\$54,250	\$21,854	\$0
Actual Expenditure	\$0	\$0	\$0	\$0	\$0	\$0	\$0	\$0	\$0	\$0	\$0	\$0	\$0	\$0	\$0	\$0	\$0	\$0	\$0	\$0	\$0	\$0	\$0	\$0	\$0	\$0
Actual Quarterly Expend (from QPRs)	\$0																									



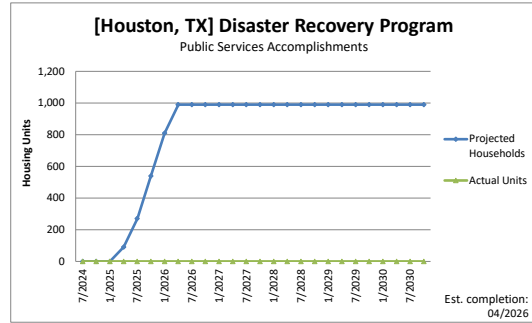
	7/2024	10/2024	1/2025	4/2025	7/2025	10/2025	1/2026	4/2026	7/2026	10/2026	1/2027	4/2027	7/2027	10/2027	1/2028	4/2028	7/2028	10/2028	1/2029	4/2029	7/2029	10/2029	1/2030	4/2030	7/2030	10/2030
Total Expenditures																										
Projected Expenditures	\$0	\$229,280	\$288,678	\$437,384	\$703,231	\$1,078,334	\$1,538,994	\$2,103,365	\$4,163,408	\$8,337,668	\$13,482,748	\$19,298,649	\$25,004,143	\$30,698,596	\$36,335,977	\$41,240,364	\$45,162,533	\$47,356,306	\$48,864,259	\$49,623,118	\$49,856,146	\$49,949,089	\$50,018,896	\$50,073,146	\$50,095,000	\$50,095,000
Quarterly Projection	\$0	\$229,280	\$59,398	\$148,706	\$265,846	\$375,104	\$460,659	\$564,371	\$2,060,044	\$4,174,260	\$5,145,080	\$5,815,901	\$5,705,494	\$5,694,453	\$5,637,381	\$4,904,387	\$3,922,169	\$2,193,773	\$1,507,953	\$758,859	\$233,028	\$92,943	\$69,807	\$54,250	\$21,854	\$0
Actual Expenditure	\$0	\$0	\$0	\$0	\$0	\$0	\$0	\$0	\$0	\$0	\$0	\$0	\$0	\$0	\$0	\$0	\$0	\$0	\$0	\$0	\$0	\$0	\$0	\$0	\$0	\$0
Actual Quarterly Expend (from QPRs)	\$0																									



Residential Rehab and Reconstruction	7/2024	10/2024	1/2025	4/2025	7/2025	10/2025	1/2026	4/2026	7/2026	10/2026	1/2027	4/2027	7/2027	10/2027	1/2028	4/2028	7/2028	10/2028	1/2029	4/2029	7/2029	10/2029	1/2030	4/2030	7/2030	10/2030
Projected Units	0	0	0	0	6	12	23	39	65	95	128	163	188	212	231	243	252	258	262	264	264	264	264	264	264	264
# of Housing Units (Quarterly Projection)	0	0	0	0	6	6	11	16	26	30	33	35	25	24	19	12	9	6	4	2	0	0	0	0	0	
Actual Units	0	0	0	0	0	0	0	0	0	0	0	0	0	0	0	0	0	0	0	0	0	0	0	0	0	
# of Housing Units (Populated from QPR Reporting)	0																									



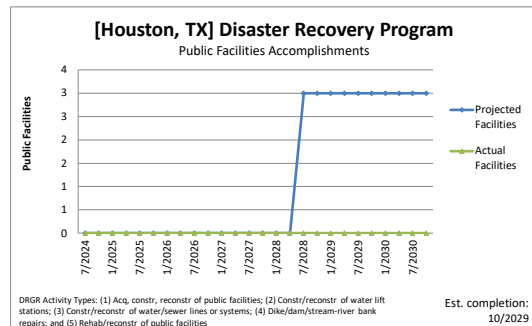
Public Services	7/2024	10/2024	1/2025	4/2025	7/2025	10/2025	1/2026	4/2026	7/2026	10/2026	1/2027	4/2027	7/2027	10/2027	1/2028	4/2028	7/2028	10/2028	1/2029	4/2029	7/2029	10/2029	1/2030	4/2030	7/2030	10/2030
Projected Households	0	0	0	90	270	540	810	990	990	990	990	990	990	990	990	990	990	990	990	990	990	990	990	990	990	990
# of Households (Quarterly Projection)	0	0	0	90	180	270	270	180	0	0	0	0	0	0	0	0	0	0	0	0	0	0	0	0	0	
Actual Units	0	0	0	0	0	0	0	0	0	0	0	0	0	0	0	0	0	0	0	0	0	0	0	0	0	
# of Households (Populated from QPR Reporting)	0																									



Public Facilities	7/2024	10/2024	1/2025	4/2025	7/2025	10/2025	1/2026	4/2026	7/2026	10/2026	1/2027	4/2027	7/2027	10/2027	1/2028	4/2028	7/2028	10/2028	1/2029	4/2029	7/2029	10/2029	1/2030	4/2030	7/2030	10/2030
Projected Facilities	0	0	0	0	0	0	0	0	0	0	0	0	0	0	0	0	3	3	3	3	3	3	3	3	3	3
# of Public Facilities (Quarterly Projection)	0	0	0	0	0	0	0	0	0	0	0	0	0	0	0	0	3	0	0	0	0	0	0	0	0	0
Actual Facilities	0	0	0	0	0	0	0	0	0	0	0	0	0	0	0	0	0	0	0	0	0	0	0	0	0	0
# of Public Facilities (Populated from QPR Reporting)	0																									

**Quarterly Projections by Activity Type:**

Acquisition, construction, reconstruction of public facilities # of Public Facilities	0																									
Construction/reconstruction of water lift stations # of Public Facilities	0																									
Construction/reconstruction of water/sewer lines or systems # of Public Facilities	0																									
Dike/dam/stream-river bank repairs # of Public Facilities	0																									
Rehabilitation/reconstruction of public facilities # of Public Facilities	0	0	0	0	0	0	0	0	0	0	0	0	0	0	0	0	3	0	0	0	0	0	0	0	0	0



DRGR Activity Types: (1) Acq, constr, reconstr of public facilities; (2) Constr/reconstr of water lift stations; (3) Constr/reconstr of water/sewer lines or systems; (4) Dike/dam/stream-river bank repairs; and (5) Rehab/reconstr of public facilities.