



**City of Houston
Build it Forward
Harvey Recovery Situation and Pipeline
Report #11
June 30, 2020**



Situation Report: June 2020

The City of Houston Homeowner Assistance Program (HoAP) helps homeowners affected by Hurricane Harvey repair and rebuild their damaged homes, or get reimbursed for work already completed. The program prioritizes low-and moderate-income homeowners, while serving Houstonians of all income levels. The Housing and Community Development Department (HCDD) administers the program for the City of Houston, through a sub-grant agreement with the Texas General Land Office (GLO)

The program launched in January 2019 with outreach to affected homeowners to encourage them to participate in the program. At the same time, the City was building capacity to repair and reconstruct homes and reimburse homeowners for repair expenses. The first homeowners were served in April 2019, with steady ramp up since then.

Current Single-Family Stats:

Submitted Single-Family Files to GLO: 493

- HoAP Submitted Files: 310 (59 pending GLO approval)
- HbAP Submitted Files: 183 (11 pending GLO approval)

GLO Approved Single-Family Files: 423

- HoAP Approved Files: 251
- HbAP Approved Files: 172

Single-Family Households with Assistance in Process: 182

- Homeowners in contract closings/permitting/waiting NTPs: 108
- Recons Under Construction: 31
- Rehabs Under Construction: 5
- Approved homebuyers searching for home: 43

Total Single-Family Assisted: 235 (sum of numbers below -14 to account for 14 rehab/reimbursements)

- Recons Completed: 33
- Rehabs Completed: 27
- Reimbursement checks sent: 60
- HbAP closed: 129

Current Multifamily Status:

31 developments announced for \$335 million in funding and nearly \$1 billion in development cost

- 12 developments approved by Council, 7 of which are closed and under construction
- 4 developments awaiting Council approval
- 15 developments announced and working through underwriting/legal document

There may be a few changes to the announced 9% Tax Credit developments once the state finalizes its list

Overall Funding Status:

- \$450 million (35% of total) with identified addresses/developments/nonprofits for funding
- \$155 million (12% of total) under contract



Program Overview

The **first step in the process is a short survey** that all homeowners affected by Hurricane Harvey must complete. The purpose of the survey is to gather information about unmet housing needs.

A property is eligible for the HoAP program if:

- It is located outside of the floodway and has not experienced “repetitive losses” according to FEMA’s National Flood Insurance Program.
- The homeowner lived in it as their primary residence at the time of Hurricane Harvey (August 25, 2017)
- It was damaged by Hurricane Harvey

Homeowners must also meet certain requirements:

- All applicants and household members over the age of 18 must be current on payments for child support
- Applicants must be the owner and pay property taxes on the property
- The homeowner must agree to remain in the home as their principal residence for the duration of the program and an additional compliance period, which depends on the amount of assistance granted.

Additional eligibility requirements depend on the program option selected.

Homeowners who qualify and are eligible for assistance can choose one of three solutions for repairing or rebuilding their home:

Solution 1 CITY MANAGED	Solution 2 HOMEOWNER MANAGED	Solution 3 REIMBURSEMENT
<ul style="list-style-type: none"> • The City manages and completes the construction process. • Homeowners do not select contractors or deal directly with the contractor. • The City’s contractors will repair or reconstruct damaged properties. • Economy-grade materials/finishes only. • Temporary relocation assistance. 	<ul style="list-style-type: none"> • Homeowners manage repair or reconstruction work. • Homeowners select contractors and deal directly with the contractor. • The City provides advisory services and monitoring. • Program provides funds for economy grade finishes only, but homeowners are allowed to pay the difference for higher grade materials/finishes. 	<ul style="list-style-type: none"> • Homeowners who have completed • partial or full repairs before applying to the program may qualify for reimbursement of eligible expenses incurred before the application process or by December 31, 2019, whichever is sooner. • Reimbursement may be combined with rehabilitation (not reconstruction) as completed in Solution 1 or Solution 2. • Reimbursement may also be a stand-alone solution.



Harvey Recovery Situation and Pipeline Report #11

June 2020

Outreach: Summary as of June 30

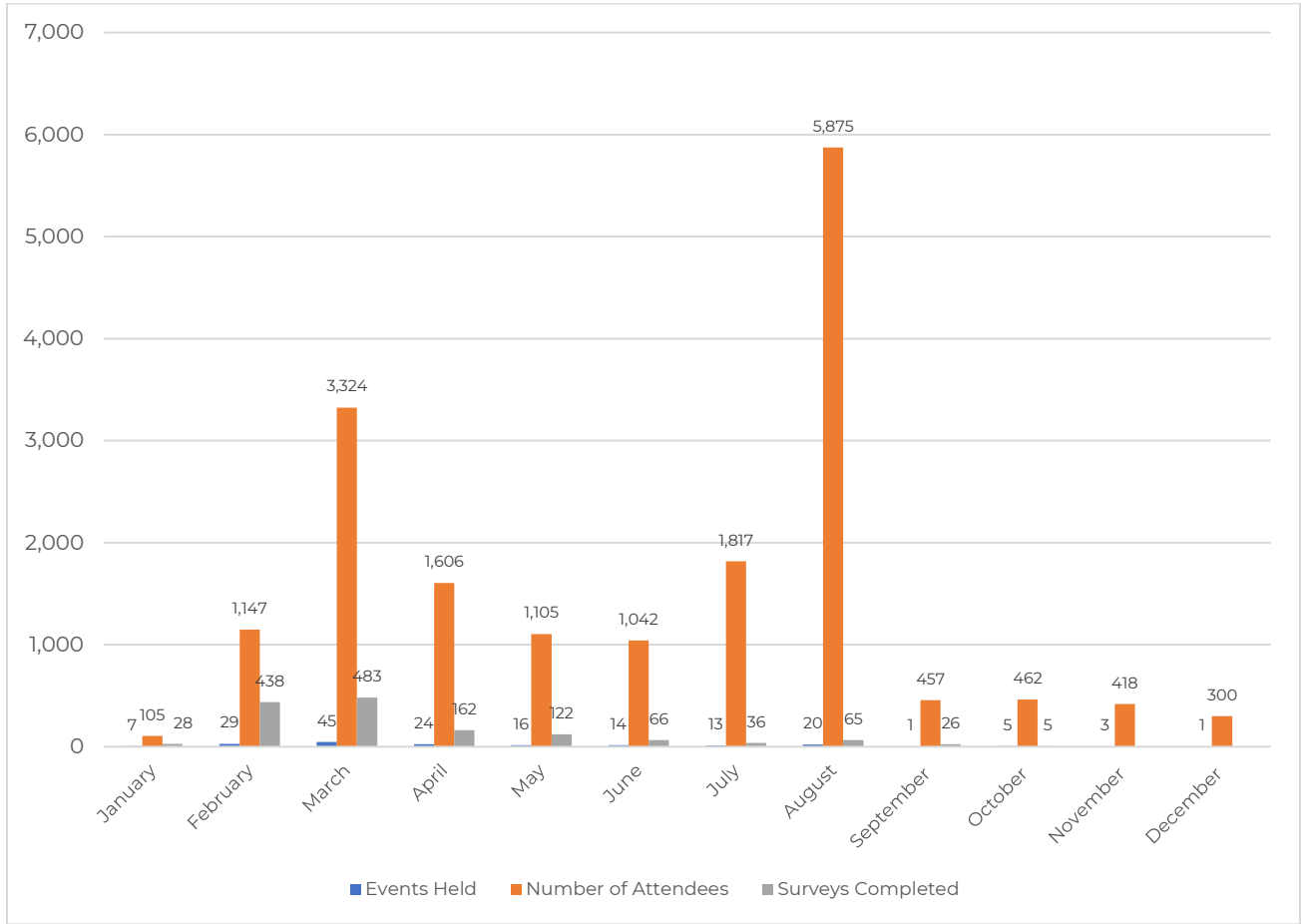
Hurricane Harvey was the 5th federally declared disaster in Houston in three years. Encouraging public trust in the recovery effort is a priority for the program. The program has invested significant resources in outreach to ensure that homeowners are aware of their program options.

- **72%** of survey respondents are low- and moderate-income, reflecting the program's outreach goals of reaching people who are usually left behind after a disaster.
- June was the ninth month of having the Customer Service Call Center in-house, for our Disaster Recovery Division. The team of 9 Customer Service Representatives took **1,163** inbound calls directly related to the Disaster Recovery Divisions, Homeowner Assistance Program (HoAP).
- In late January, HCDD's in-house outreach team distributed the second edition of the print newsletter to 92 community centers and 134 elementary schools. The newsletter is available at the end of this report. The total number of outreach events to date is 178. Events are expected to ramp up into 2020, beginning with a winter safety series for seniors in partnership with the Harris County Sheriff's Office. Any group interested in having disaster recovery information presented at a community event should contact LaTasha Smith at LaTasha.Smith@houstontx.gov
- The City conducted door-to-door canvassing across Houston from February to the end of August 2019. The goal of the canvass effort was to reach low- and moderate-income homeowners at home to encourage them to take the Harvey Recovery Survey. Canvass teams completed a total of 181,817 attempts to reach homeowners at their homes.
- There are four Housing Resource Centers located in each quadrant of the City. Residents can walk in or set up an appointment to get help completing their program applications. The Northeast Center remains the most active center. As of March, a total of **14,341** walk-in meetings have been held at the Centers. The four Housing Resource Centers have re-opened as of June 1st, 2020, with new safety precautions in place. All visitors will be required to wear masks, and visits will be limited to scheduled appointments or document drop-off.
- From March to May 2019, HCDD conducted a paid marketing outreach effort that included advertising online, in social media and print ads, as well as radio spots. A summary of this outreach is available at [Housing Committee presentation](#), slide 19-29.



Harvey Recovery Situation and Pipeline Report #11 June 2020

Figure 1: 2019 Outreach Events



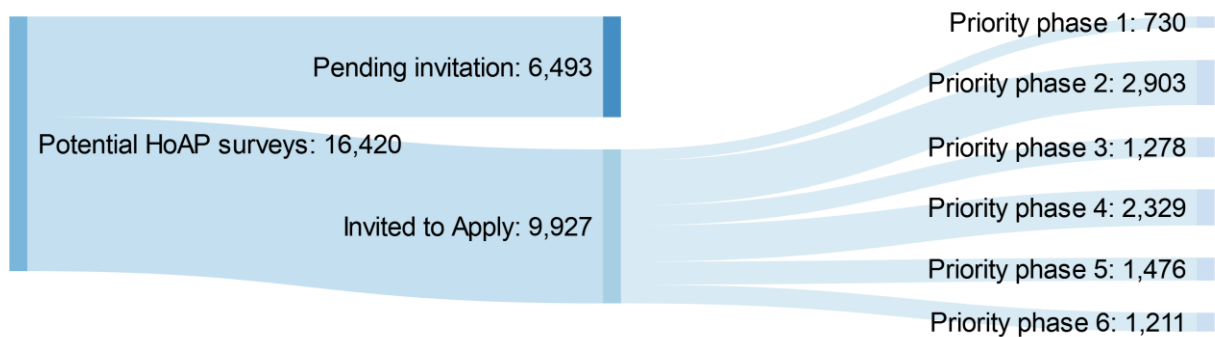
Outreach team participating in and hosting external community events



Table 1: Homeowner Assistance Program Snapshot

Activity	As of June 30
Surveys Recorded for HoAP	
Total survey responses – all programs	21,066
Potential HoAP surveys	16,420
Priority 1	717
Priority 2	2,850
Priority 3	1,298
Priority 4	3,246
Priority 5	2,201
Priority 6	6,108
Non-HoAP surveys	
Duplicate address	2,965
Outside program area	1,544
Floodway	416
Landlords	201
Renters	1,973
Homeowners but not primary resident	357
Tax Day storm 2016	19
DR-15	10
Interested in the buyout program	698
Households invited to complete an application	
Total number of invited applicants	9,927
Grant Awards	
Grant awards offered	207
HoAP funds obligated	\$ 23,575,333.3

Figure 2: Survey and Invitations to Apply (June 30)



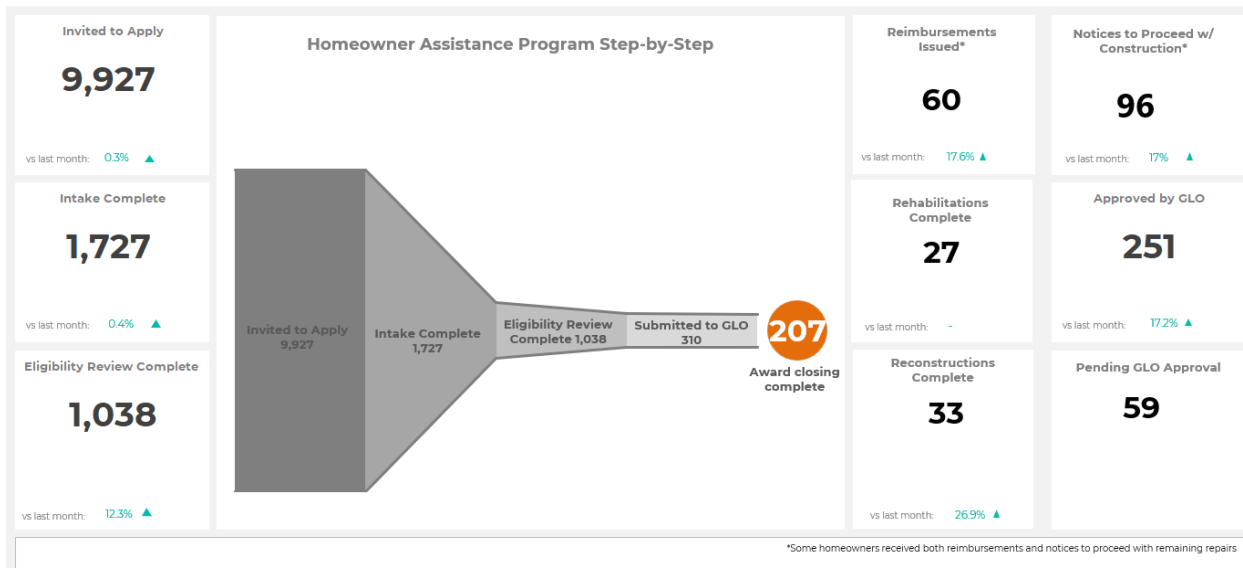


Harvey Recovery Situation and Pipeline Report #11 June 2020

Survey and Grant Award Progress

251 (+17%) applicants have been approved by the GLO. 96 homeowners have received a Notice to Proceed to construction and **60** have received a reimbursement check (some homeowners may receive a reimbursement check while also participating in the City-managed program option).

Figure 3: Progress toward Grant Award (7-8-20)



Invited to Apply: This category represents the most vulnerable residents and highest priorities from the survey respondents who have been invited to submit a complete application.

Intake Complete: This category represents the number of files that the City has received from the intake contractor, which are ready for review and eligibility determination. The difference between this category and the next category are the files that are waiting additional GLO-required documents from the applicant in order to complete the file. This number has dropped from last month due to files sent back to the intake contractor for further processing.

Eligibility Review Complete: This category represents the number of files that have been determined to be eligible per City, GLO and HUD standards. These files are now moving through inspections, environmental review and completion of the final scope of work with the builder and homeowner.

Reimbursements Issued: For homeowners who are reimbursement only, this is the final step in the process. Some homeowners receive both a reimbursement and additional repair, so they receive the reimbursement check immediately after the GLO issues the approval, and the home moves forward into construction for the remaining repairs.

Rehabilitations Complete: This category includes all homes that are through the repair only or reimbursement and repair process, with the homeowner having received the keys back to their home.

Reconstruction Complete: This category includes all homes that have been fully reconstructed with the homeowner having received the keys back to their new home.

Notices to Proceed w/ Construction: This category includes all homes that need repair or full reconstruction. The notice to proceed is to the builder, and involves the homeowner moving out of their home, the utilities being shut off, demolition if the home is to be reconstructed, and the full construction process.

Approved by the GLO: This category includes the number of homes out of the 310 submitted to the GLO that have received GLO approval. The next step for all homeowners is to sign the required contracts, regardless of whether they are receiving repair, reconstruction or reimbursement. Those that have signed the required contracts represents the 207 with Award Closing Complete.

Pending GLO Approval: This category includes those homes that have been submitted to the GLO, but have not yet received GLO approval.



Harvey Recovery Situation and Pipeline Report #11

June 2020

Snapshot: Harvey Homebuyer Assistance Program

For many Houstonians, owning a home is a dream – one that is often out of reach. Incomes in Houston have not risen as quickly as home prices, which means fewer people can afford to buy homes. In the wake of Hurricane Harvey, many families had to delay their plans to find a home or start all over.

Life plans shouldn't be put on hold because of the weather. Harvey Homebuyer Assistance Program provides up to \$30,000 in assistance to families who were in Houston at the time of Hurricane Harvey, who are either buying a first home or replacing a Harvey-damaged home.

As of June **172 (+11%)** applicants have been approved by the GLO for eligibility. **129 (+19%)** applicants have closed on their new homes.

**YOUR HOME
BUYING
JOURNEY
STARTS HERE.**

**You may qualify for
the City's Housing
and Community
Development
Department's
Homebuyer
Assistance Program!**

Additional qualifications apply. Program subject to change and/or cancellation without notice.

Learn more at - <https://recovery.houstontx.gov/hbap/>

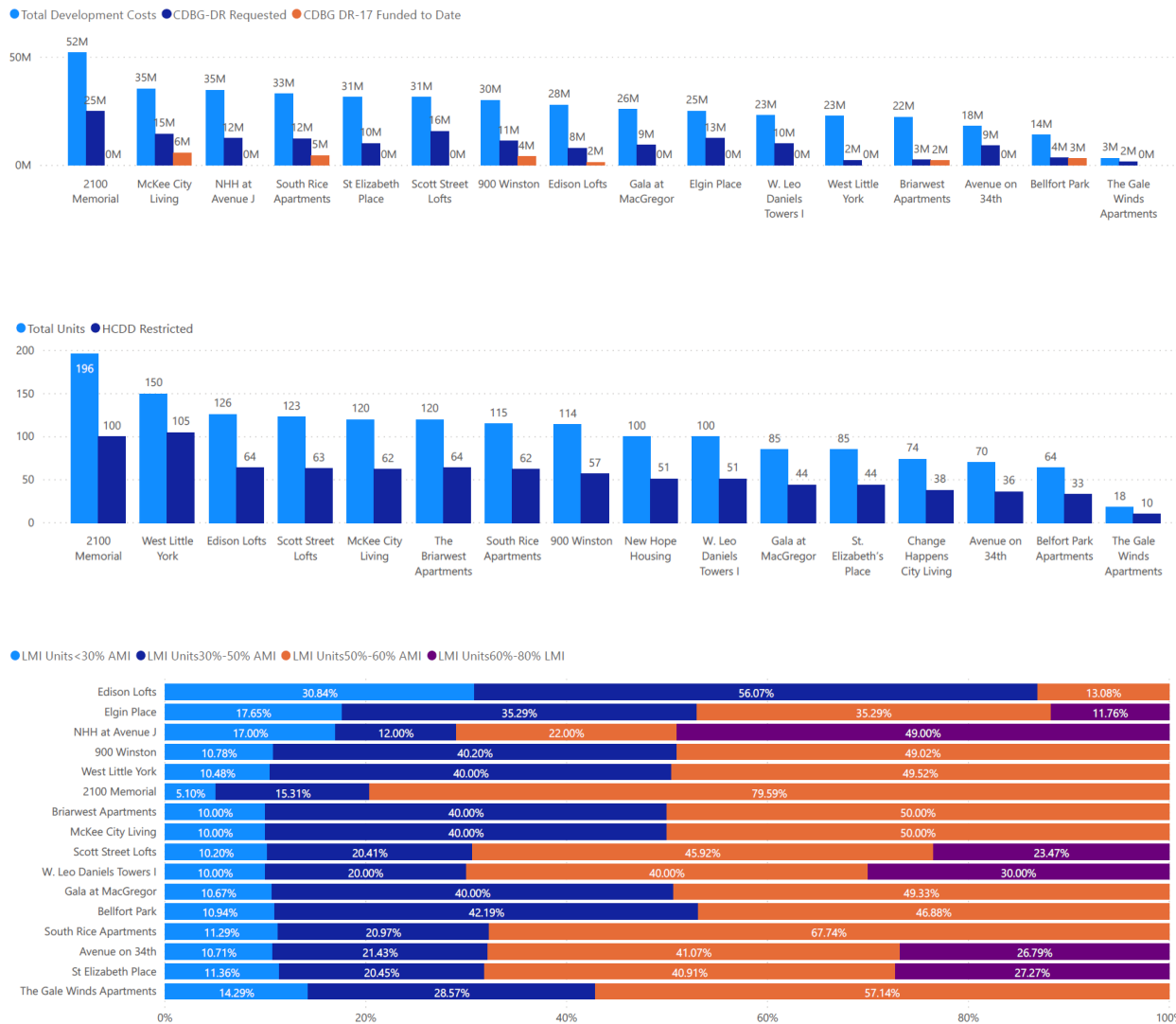


Harvey Recovery Situation and Pipeline Report #11 June 2020

Snapshot: Multifamily Development

The first of three rounds of funding for multifamily development opened in February 2019 and closed April 12, 2019. Fifty-six applications were reviewed and 15 were selected for funding. The selected developments will create 1,604 apartments in Houston, the majority of which will be rented at guaranteed-affordable rates to qualified renters.

Figure 4: Award summary: Round 1, Harvey Multifamily Program



Funds for Harvey Recovery Programs are provided by the City of Houston and the Texas General Land Office through the U.S. Department of Housing and Urban Development's Community Development Block Grant Program. For more information visit <https://recovery.houstontx.gov/multifamily-program/>



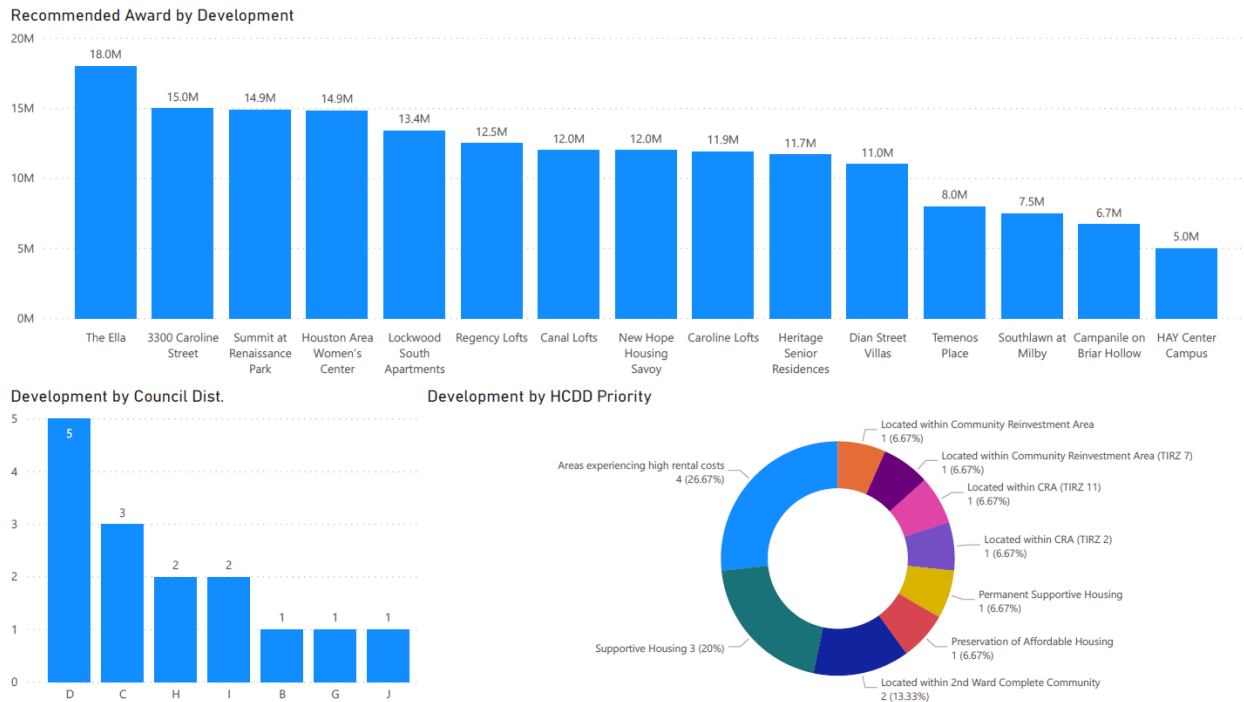


Harvey Recovery Situation and Pipeline Report #11 June 2020

Round 2 of the City’s Harvey Multifamily Program includes \$174 million of investment that will create an additional 2,014 apartments.

The City of Houston Housing and Community Development Department is awarding \$174,450,000 towards 15 proposals to bring more affordable rental homes to Houston. The Harvey Multifamily Program, funded through a grant from the U.S. Department of Housing and Urban Development, seeks to replace or renovate rental homes lost or damaged during Hurricane Harvey. These 10 developments will produce 2,014 rental units which, combined with prior awards, will contribute over 3,618 new rental homes to Houston’s housing supply.

Figure 5: Award summary: Round 2, Harvey Multifamily Program



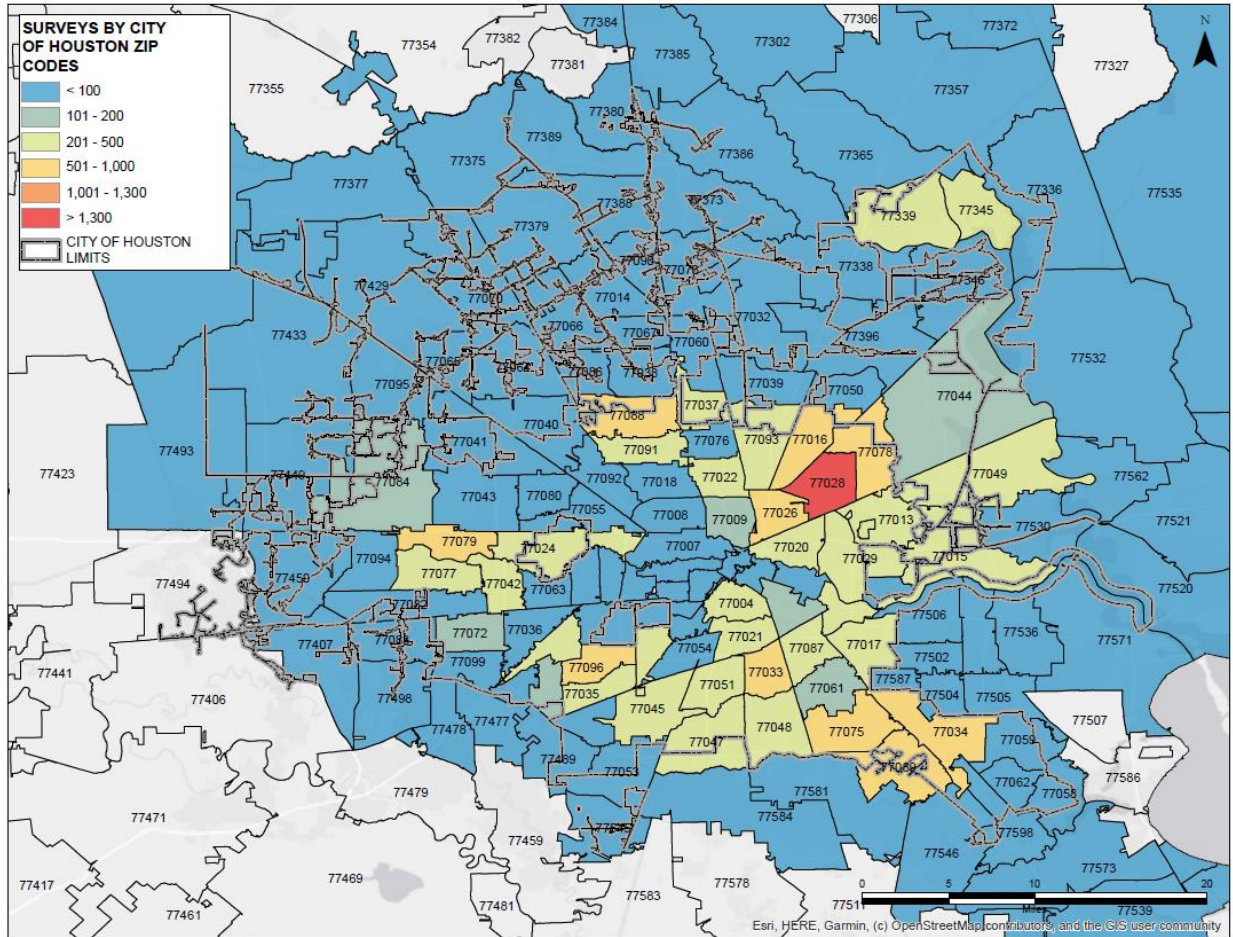
Award amount is subject to revision during HCDD underwriting. There may be a few changes to the announced 9% Tax Credit developments once the state finalizes its list.



Harvey Recovery Situation and Pipeline Report #11

June 2020

Figure 6: Survey Map



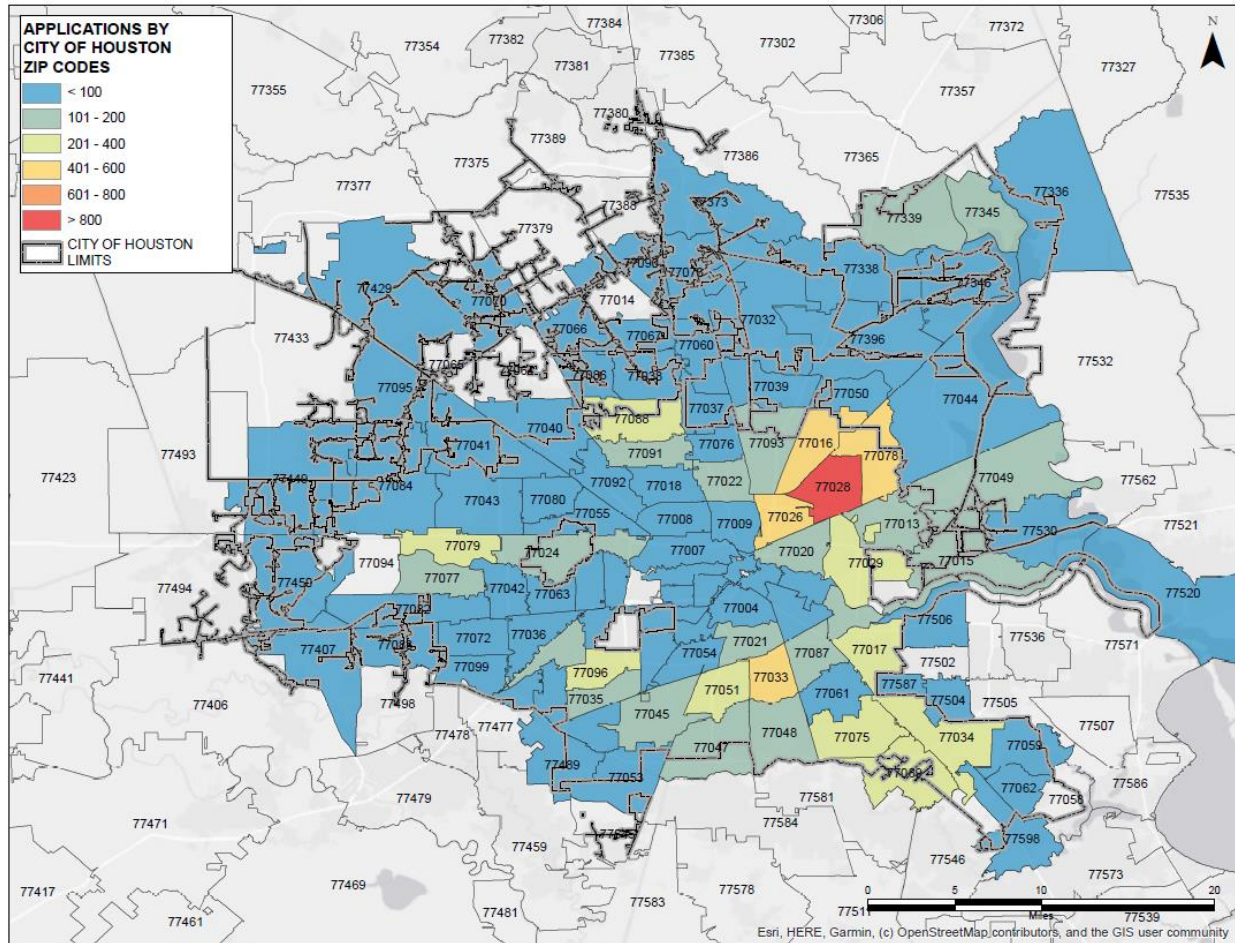
Survey data is reported for all surveys collected, including those not potentially eligible for HoAP, such as renters and landlords. Some survey respondents filled out the survey for properties outside the city limits of Houston.



Harvey Recovery Situation and Pipeline Report #11

June 2020

Figure 7: Application Invitation Map





Low- to Moderate-Income (LMI), Seniors, and People with Disabilities

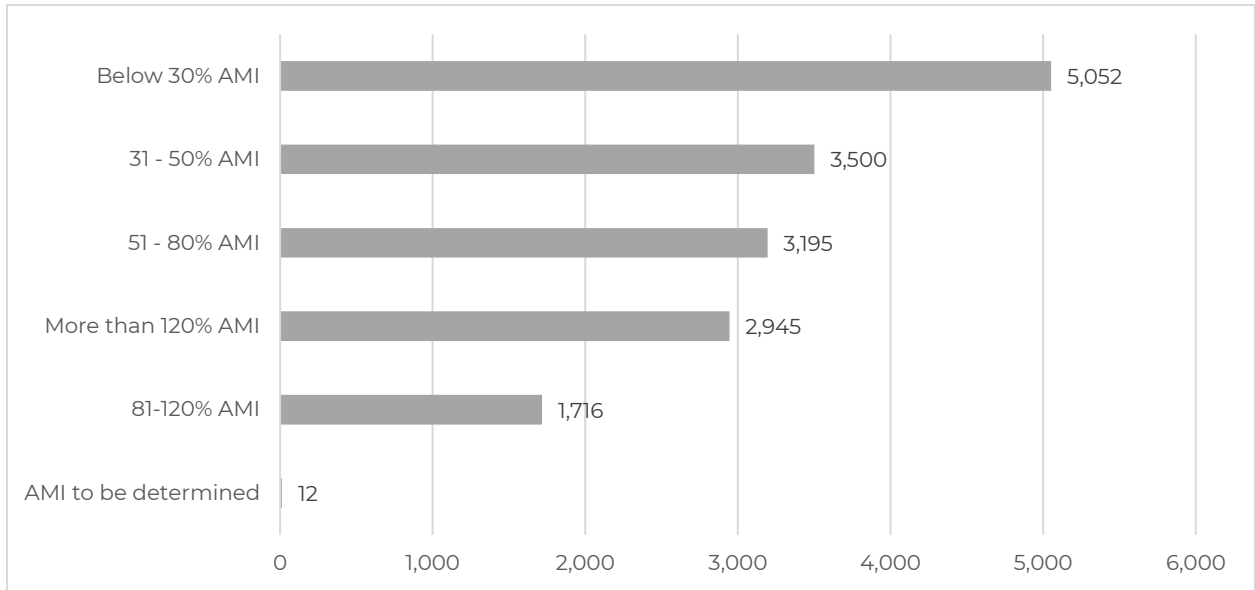
Table 2: Survey Response: LMI, Seniors, and People with Disabilities

Activity	As of June 30
Total Recorded Surveys – HoAP	16,420
Low- to Moderate Income (LMI) Surveys	11,747
Below 30% AMI	5,052
31 – 50% AMI	3,500
51 – 80% AMI	3,195
Seniors Surveys	8,588
Below 30% AMI	3,210
31 – 50% AMI	2,032
51 – 80% AMI	1,518
81-120% AMI	741
More than 120% AMI	1,081
AMI to be determined	6
People with Disabilities Surveys	5,598
Below 30% AMI	2,673
31 – 50% AMI	1,414
51 – 80% AMI	854
81-120% AMI	333
More than 120% AMI	322
AMI to be determined	2

Survey data reflects self-reported information by survey respondents



Figure 8: Survey Response by Income Category (June 30)



Survey data reflects self-reported information by survey respondents

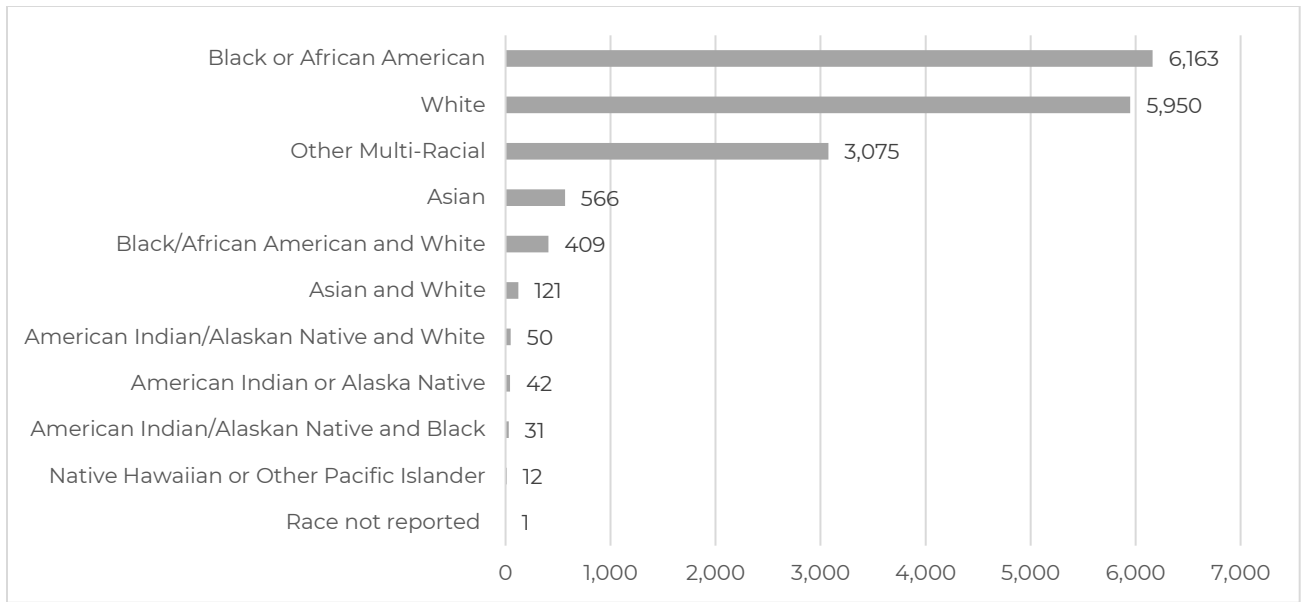
Table 3: Application Invitations: LMI, Seniors, and People with Disabilities

Activity	As of June 30
Total Invitations to Apply – HoAP	9,927
Low- to Moderate Income (LMI) Invitations	8,782
Below 30% AMI	4,014
31 – 50% AMI	2,630
51 – 80% AMI	2,138
Seniors Invitations	6,056
Below 30% AMI	2,912
31 – 50% AMI	1,823
51 – 80% AMI	1,321
People with Disabilities Invitations	4,813
Below 30% AMI	2,568
31 – 50% AMI	1,395
51 – 80% AMI	850



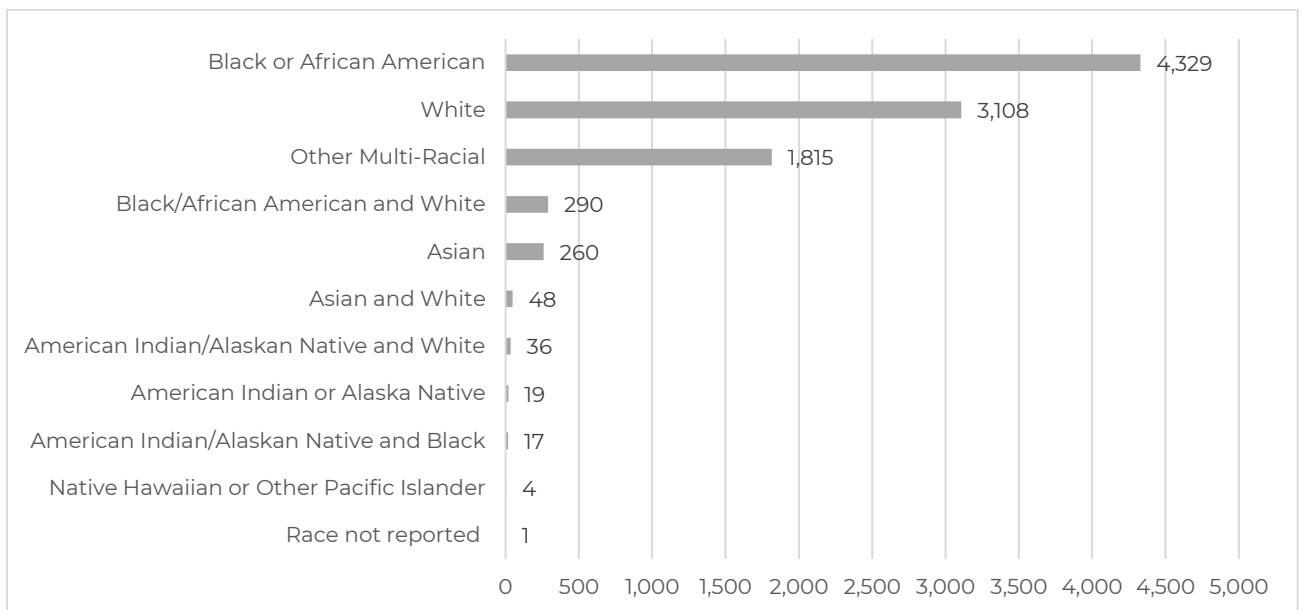
Racial Demographics

Figure 9: Submitted Surveys by Race – HoAP



Survey data reflects self-reported information by survey respondents

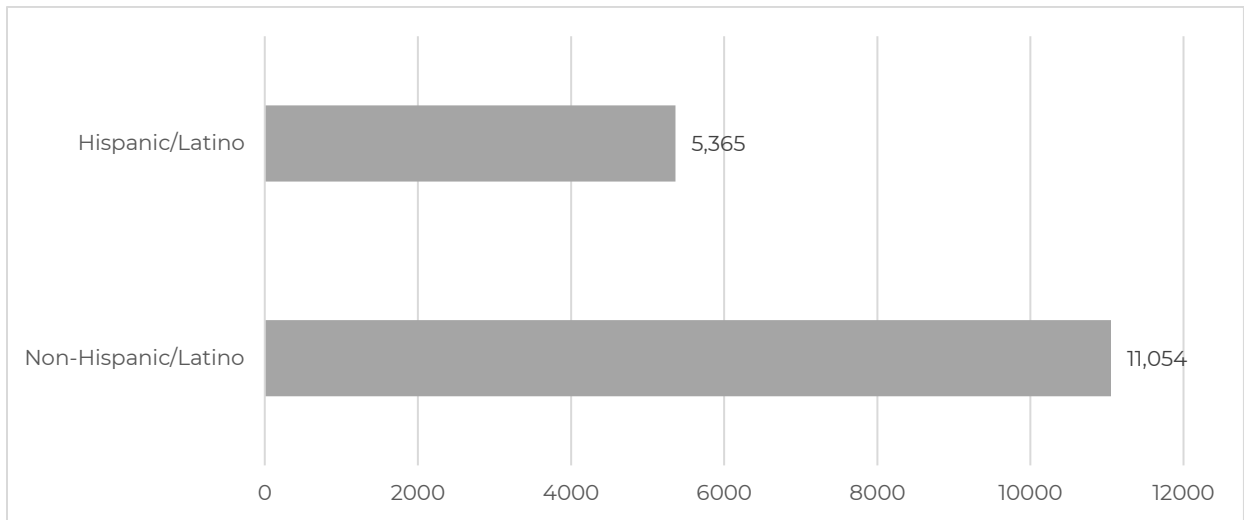
Figure 10: HoAP Application Invitations by Race





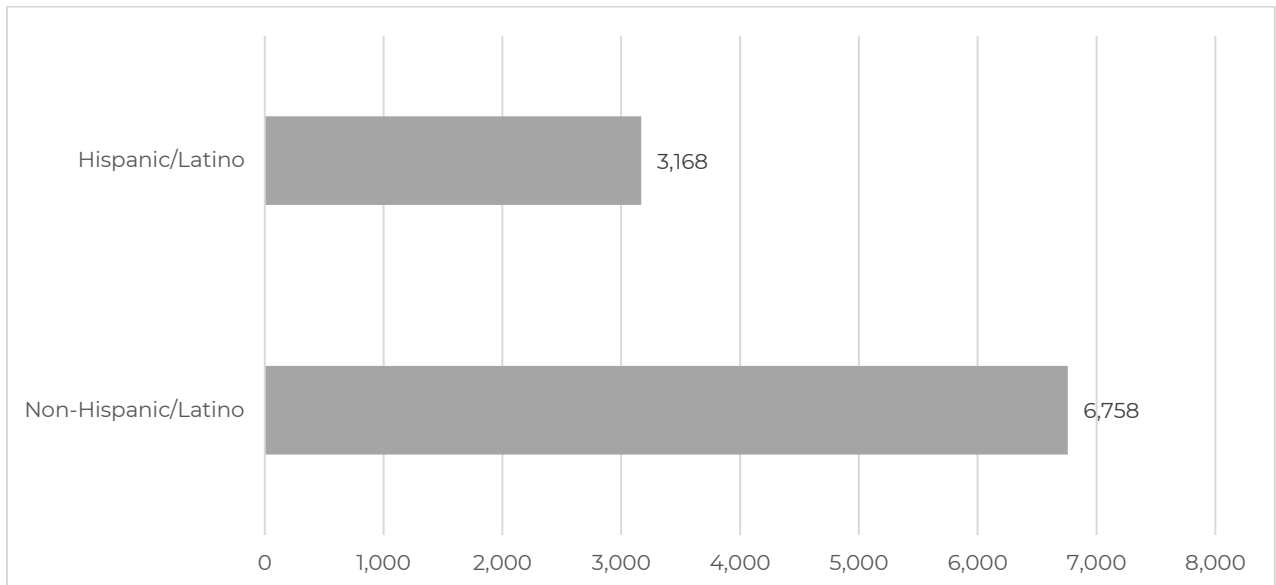
Ethnicity

Figure 11: Submitted Surveys by Ethnicity – HoAP



Survey data reflects self-reported information by survey respondents

Figure 12: HoAP Application Invitations by Ethnicity





Harvey Recovery Situation and Pipeline Report #11 June 2020

Housing Resource Centers

The four Housing Resource Centers have re-opened but are limited to scheduled appointments and document drop-off only.

Table 4: Housing Resource Center (HRC) Activity (Last updated 03/22/2020.)

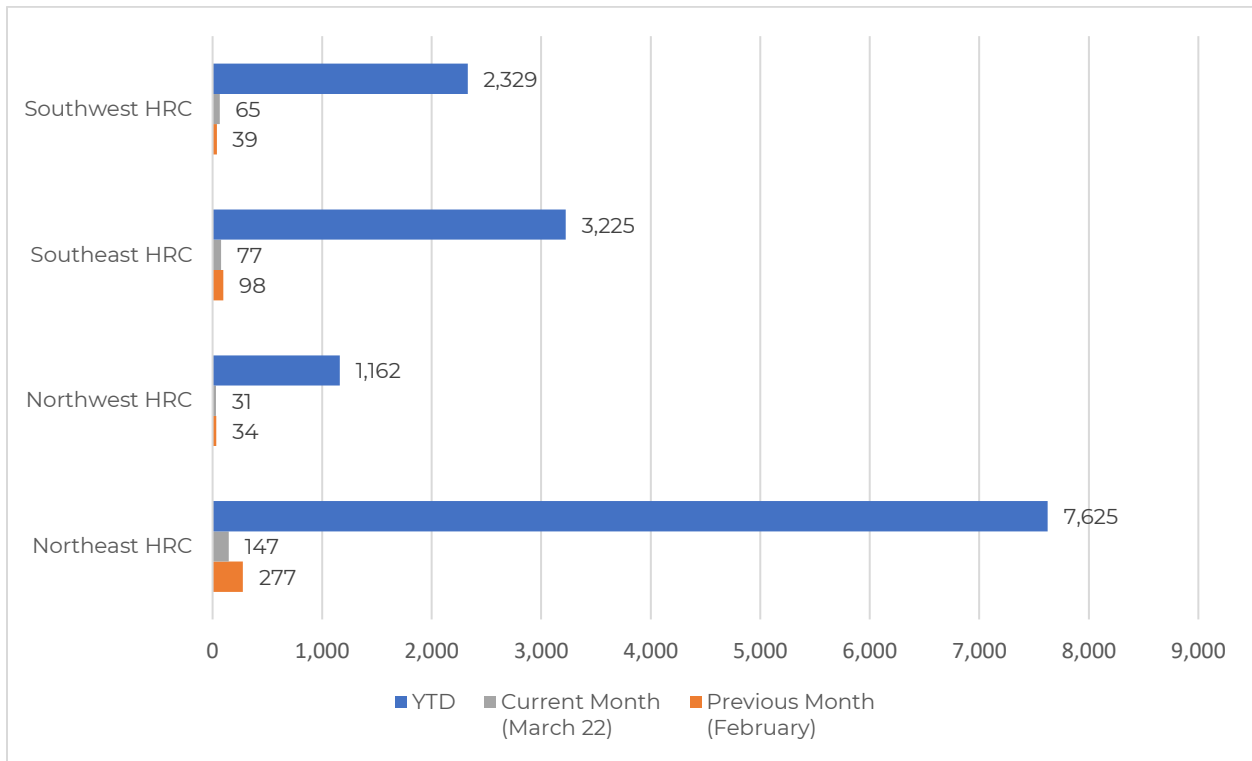
Activity	Previous Month (February)	Current Month (as of March 22)	YTD
Activities – All HRCs			
Total activity	448	320	14,341
Applications	62	34	7,015
Surveys	11	1	2,422
Other Assistance	375	285	4,904
No Shows	28	18	1,445
Home visits/Transportation Services	0	0	14
Phone (Apps, Surveys, and Other)	0	0	4,604
Northeast HRC			
Total activity	277	147	7,625
Applications	33	8	3,567
Surveys	9	0	1,693
Other Assistance	235	139	2,365
No Shows	13	3	689
Home visits/Transportation Services	0	0	5
Phone (Apps, Surveys, and Other)	0	0	18
Northwest HRC			
Total activity	34	31	1,162
Applications	9	10	628
Surveys	1	0	147
Other Assistance	24	21	387
No Shows	3	4	82
Home visits/Transportation Services	0	0	6
Phone (Apps, Surveys, and Other)	0	0	771
Southeast HRC			
Total activity	98	77	3,225
Applications	18	13	1,659
Surveys	1	1	435
Other Assistance	79	63	1,131
No Shows	9	7	251
Home visits/Transportation Services	0	0	0
Phone (Apps, Surveys, and Other)	0	0	702
Southwest HRC			
Total activity	39	65	2,329
Applications	2	3	1,161
Surveys	0	0	147
Other Assistance	37	62	1,021
No Shows	3	4	423
Home visits/Transportation Services	0	0	3
Phone (Apps, Surveys, and Other)	0	0	3,113



Figure 13: Housing Resource Center (HRC) Activity

The four Housing Resource Centers have re-opened but are limited to scheduled appointments and document drop-off only.

Last updated 03/22/2020





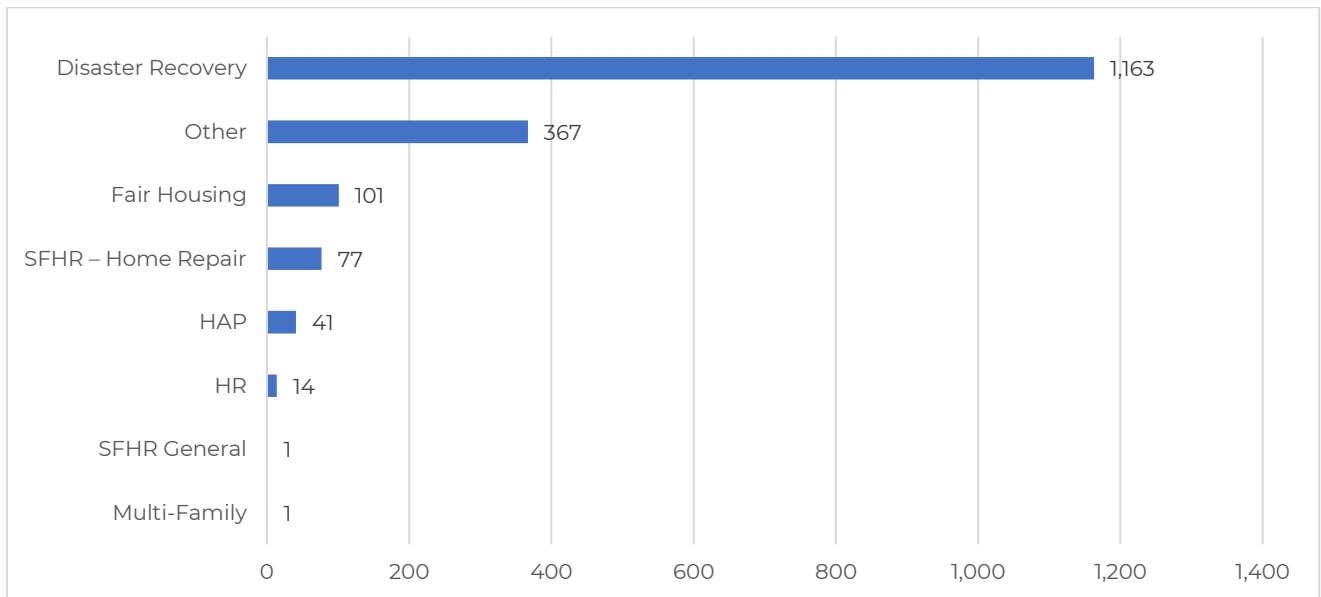
Call Center

Table 5: Call Center Activity

June was the ninth month of having the Customer Service Call Center in-house, for our Disaster Recovery Division. The team of 9 Customer Service Representatives took 1,163 inbound calls directly related to the Disaster Recovery Divisions, Homeowner Assistance Program (HoAP).

Activity	Previous Month (May)	Current month (as of June 30)	YTD
Inbound Calls			
Calls Handled	1,716	1,765	46,509
Outbound Calls			
Outbound Calls	0	0	13,389
Inbound Calls Handled + Outbound	1,716	1,765	59,898

Figure 14: Call Center - Call inquires

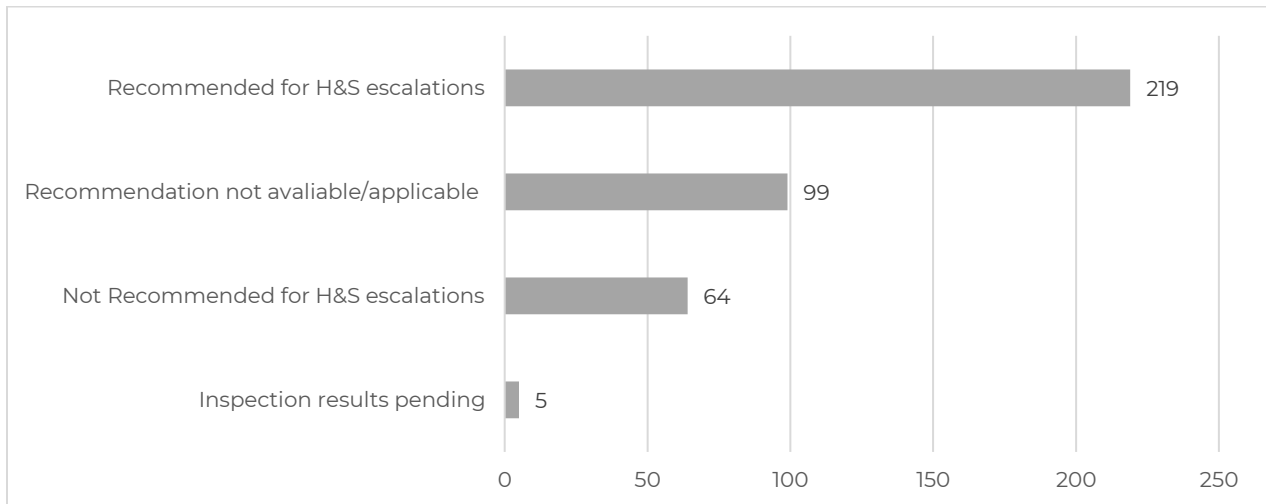




Health and Safety Escalation Report

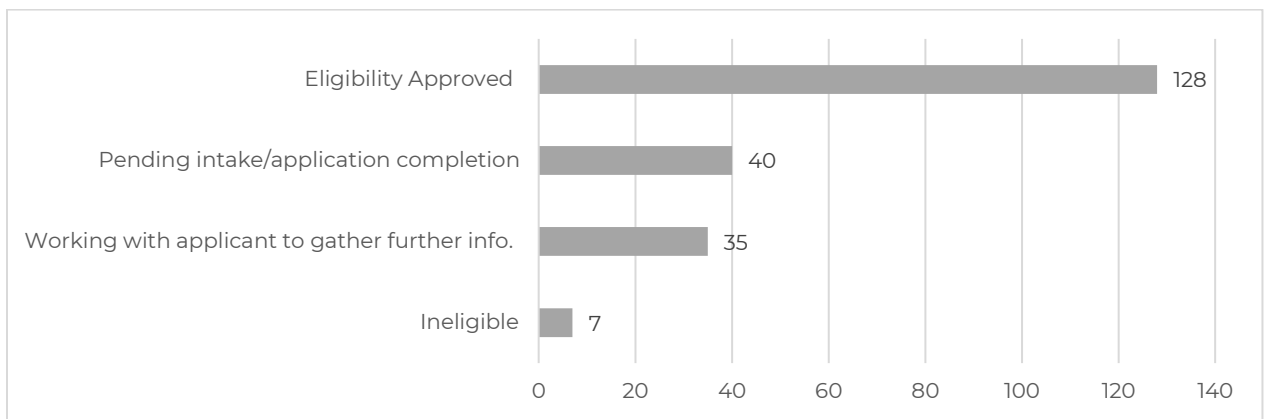
As of June 30, the Harvey Homeowner Assistance Program (HoAP) received a total of 398 possible health and safety escalation requests. 219 (55%) were recommended for health and safety escalations. 64 (16%) are not recommended for escalations.

Figure 15: Health and Safety Escalation Snapshot



Out of the 219 files recommended for health and safety escalation 128 (58%) are approved by the eligibility team and are progressing forward in the HoAP program. Eligibility is actively working with 35 (15%) applicants to gather further information for eligibility determination. An eligibility review deemed 7 (3%) applicants ineligible. 40 (18%) are pending intake/application completion.

Figure 16: Health & Safety Escalation Recommended

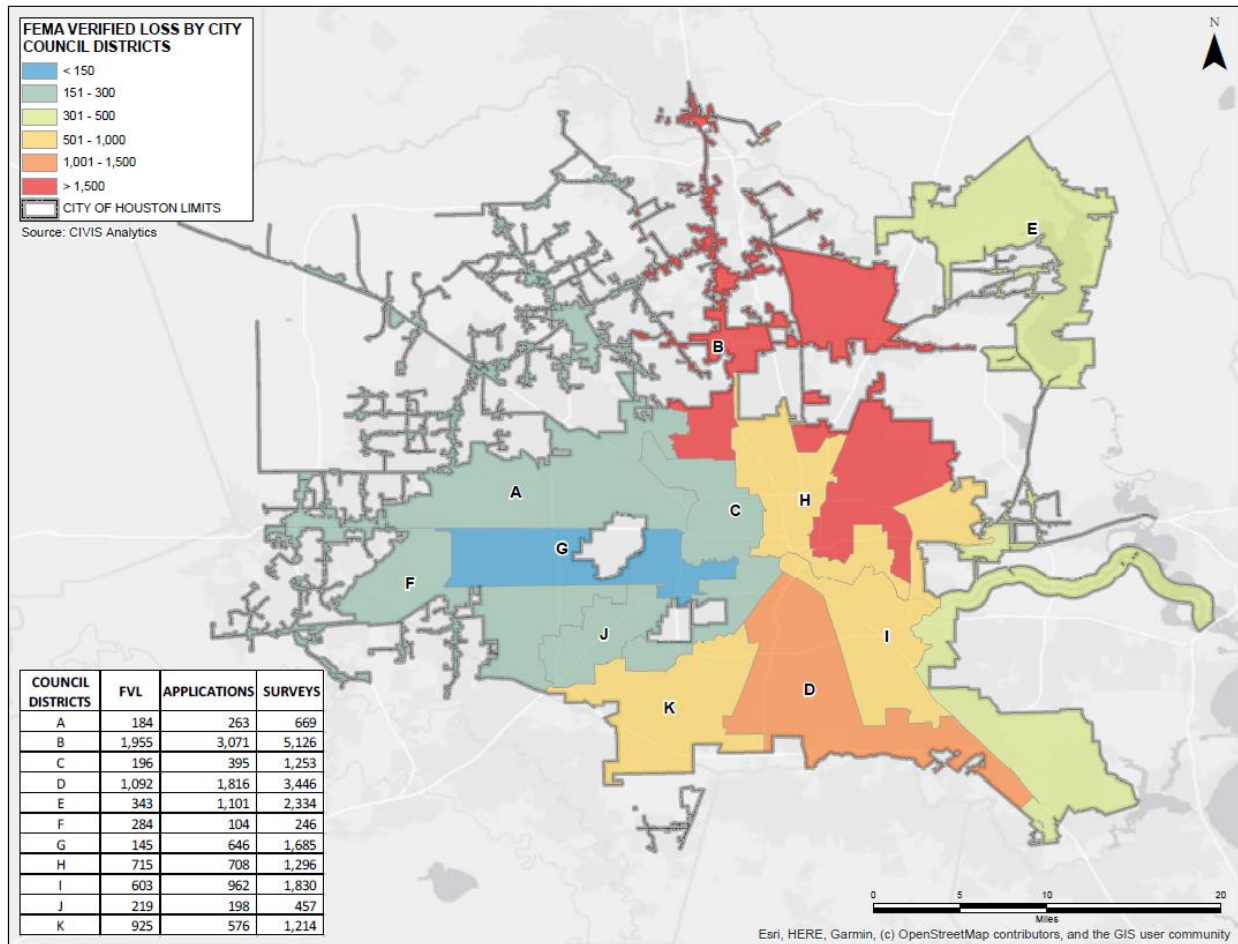




Appendix: Program Information by Districts

Survey data is reported for all surveys collected, including those not potentially eligible for HoAP, such as renters and landlords. Many people did not apply for, or were not granted, help from FEMA after Harvey. The Housing and Community Development published a more comprehensive needs assessment in October 2018 that takes into account social vulnerability. The needs assessment is available at <https://recovery.houstontx.gov/transparency/>

Figure 17: FEMA Verified Loss (FVL), Surveys, and Application Invitations by Houston City Council Districts



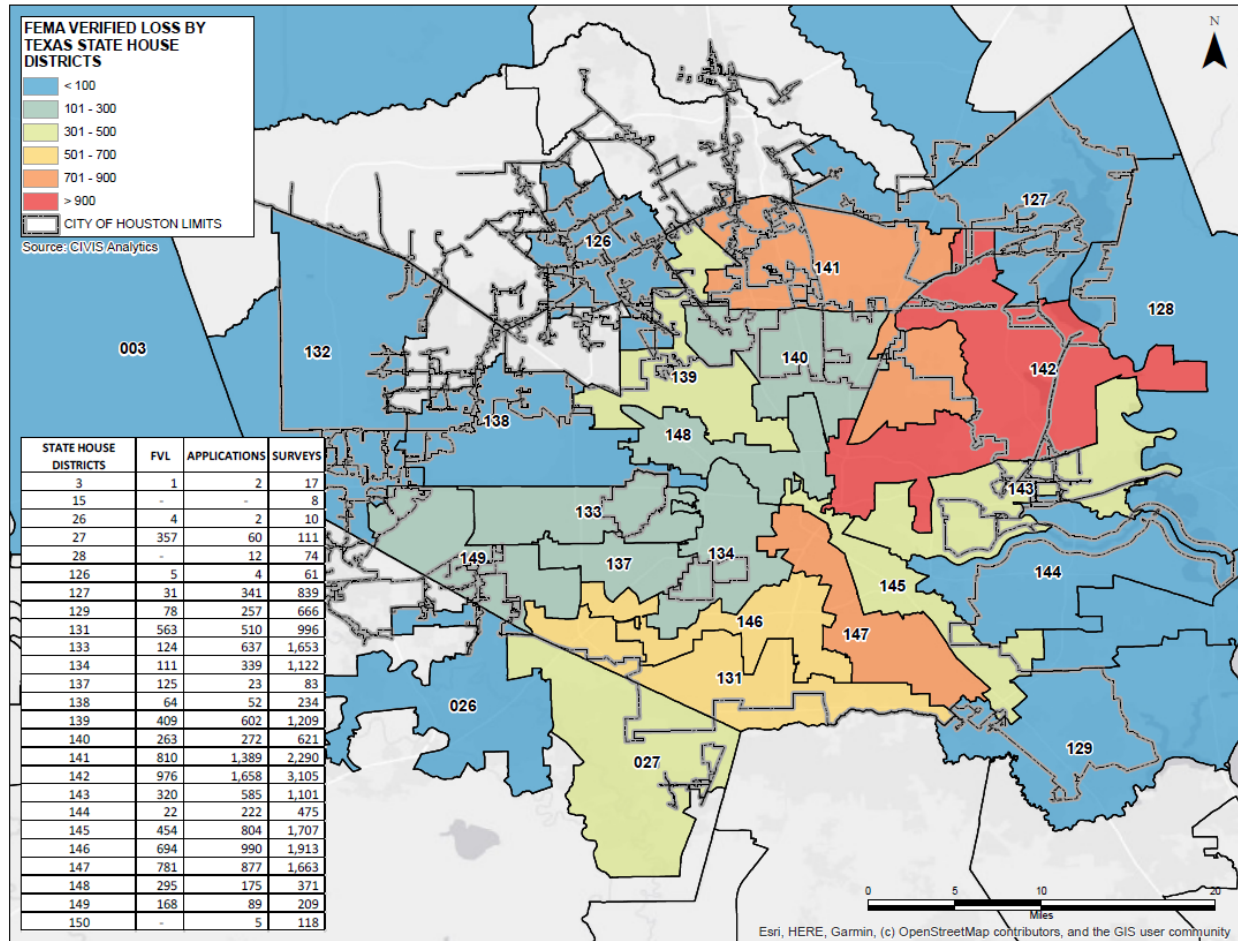
Survey data is reported for all surveys collected, including those not potentially eligible for HoAP, such as renters and landlords. Some survey respondents filled out the survey for properties outside the city limits of Houston.



Harvey Recovery Situation and Pipeline Report #11

June 2020

Figure 18: FEMA Verified Loss (FVL), Surveys, and Application Invitations by Texas State House Districts



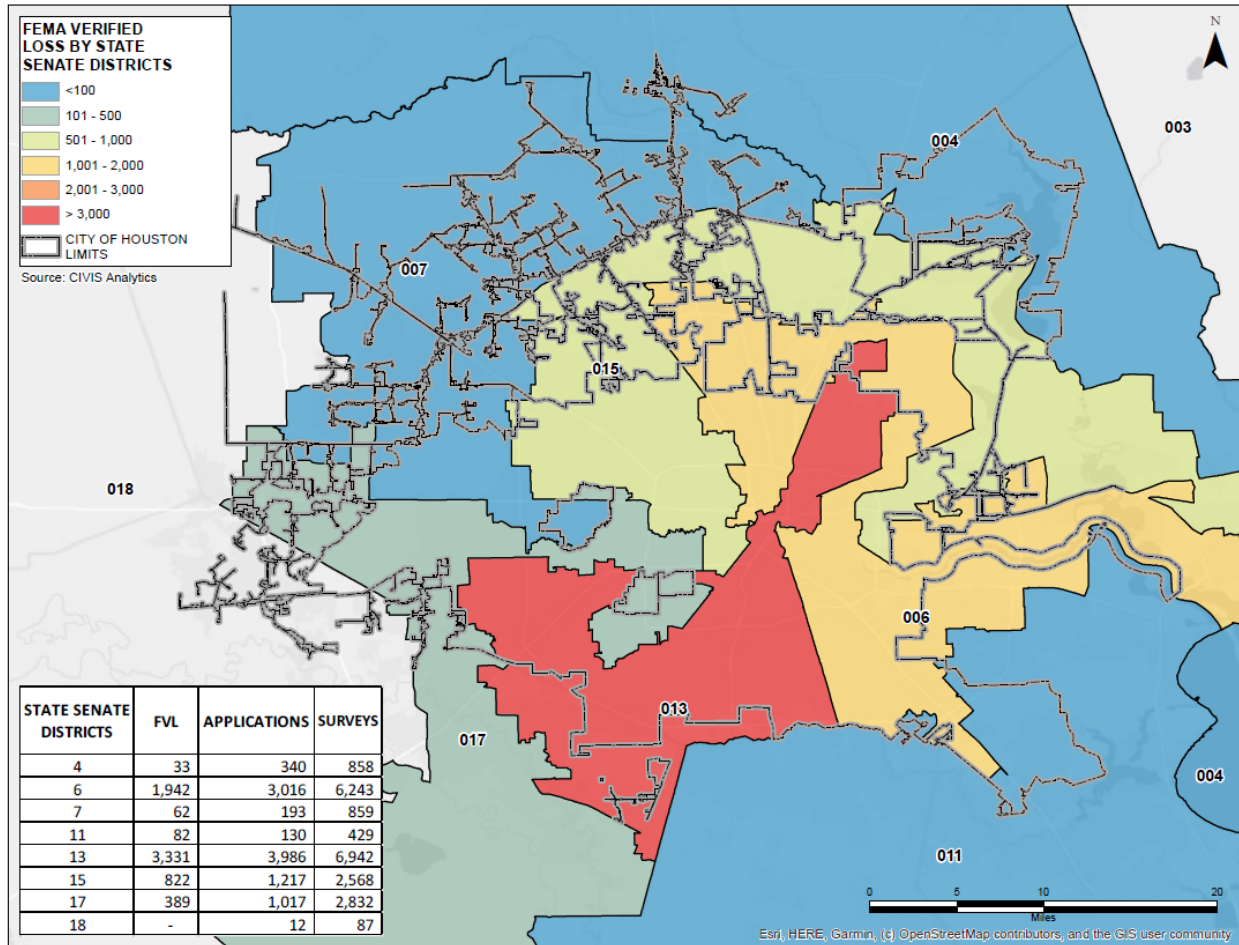
Survey data is reported for all surveys collected, including those not potentially eligible for HoAP, such as renters and landlords. Some survey respondents filled out the survey for properties outside the city limits of Houston.



Harvey Recovery Situation and Pipeline Report #11

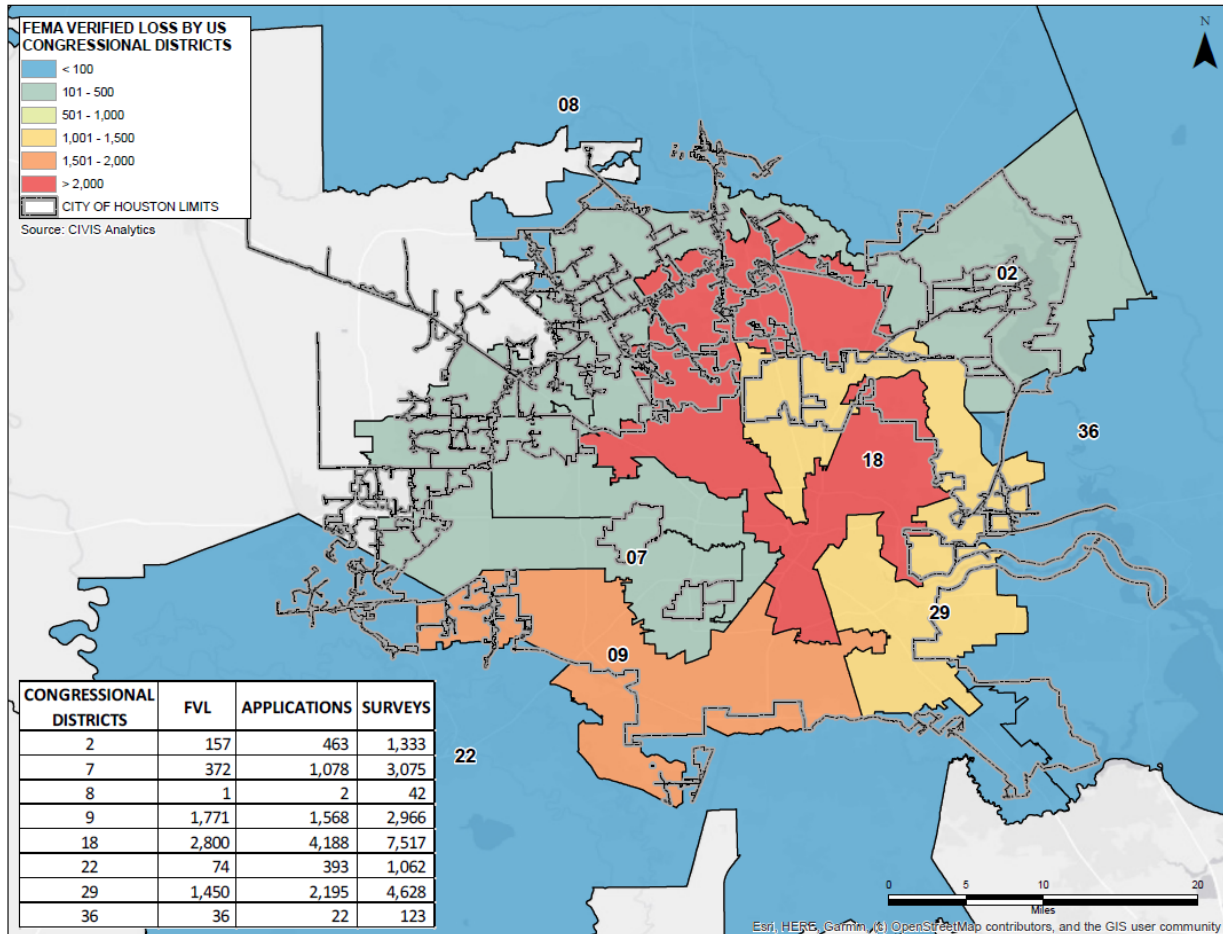
June 2020

Figure 19: FEMA Verified Loss (FVL), Surveys, and Application Invitations by Texas State Senate Districts



Survey data is reported for all surveys collected, including those not potentially eligible for HoAP, such as renters and landlords. Some survey respondents filled out the survey for properties outside the city limits of Houston.

Figure 20: FEMA Verified Loss (FVL), Surveys, and Application Invitations by US Congressional districts



Survey data is reported for all surveys collected, including those not potentially eligible for HoAP, such as renters and landlords. Some survey respondents filled out the survey for properties outside the city limits of Houston.



Harvey Recovery Situation and Pipeline Report #11 June 2020

HCDD Newsletter January-March 2020

In late January, HCDD's in-house outreach team distributed the second edition of the print newsletter to 92 community centers and 134 elementary schools.

HCDD NEWSLETTER
January - March 2020 | www.houstontx.gov/housing | @HoustonHCDD

WAY TO GO, TEAM! GIVING FOR THE HOLIDAYS
Our team members embody service beyond their job responsibilities. Here are some of the projects they completed this season. Our Single Family Home Repair team gathered home supplies for families who have recently moved into reconstructed homes. Our Compliance team delivered 10 turkey dinners to families across the city. Our Constituents Services team delivered teddy bears and hugs to seniors in Denver Harbor, Third Ward and Fifth Ward. All the teddy bears were donated by our staff. Our outreach team leaders helped connect 100 children to Docketts players for a Christmas shopping spree. Giving our support to build stronger, kinder communities stands behind everything we do.

A YEAR OF ENGAGEMENT, A YEAR OF SERVICE
2019 was a record year for community engagement. In 2020, we're looking to do more.

This year, the Housing and Community Development Department expanded our reach. Online, we are connecting in more ways than ever. With a fresh and user-friendly new website for Hurricane Harvey Recovery (recovery.houstontx.gov), a relaunched YouTube channel (YouTube.com/HoustonHCDD), and updated accounts on five platforms, we are doing our best to get the word out. For our non-Internet users, we are also finding ways to spread the news in-person. The newsletter you're reading right now, for example, is placed in nearly 100 public locations.

We now have weekly community office hours, where residents can talk to staff and get help on applications. Starting in 2020, these open hours will go on the road.

making it even easier to connect with us. We also opened a dedicated call center with trained customer service professionals. When you call us, we'll make sure you get what you need. In 2020, we'll keep bringing our services to you. Our main website (houstontx.gov/housing) will be updated to match the user-friendly design of the recovery website. We are also working on printed handbooks for our programs and a comprehensive guide to finding housing resources in Houston. Our outreach team plans to hold over 30 events each month across the City, bringing information and opportunities right to you. Check out @HoustonHCDD on any social media feed for the latest ways to connect with us.

Community Office Hours
Current Office Hours Times
Every Wednesday
10:00-12:00pm
2100 Travis St, 9th Floor
Houston, TX 77002

WE ARE OPEN

NEED REPAIRS?
Our team has repaired over 1000 homes since 2016. Call 832-394-6200 to learn how you can get help.

BECOME A PARTNER!
We host monthly meetings with non-profit organizations to talk about ways we can better help Houstonians. Join us - sign up at bit.ly/AdvocateJan20

SPOTLIGHT ON: NEW HOME DEVELOPMENT

Be a part of our mitigation plan!
The City of Houston has the opportunity to get \$61 million from the federal government to spend on mitigation of floods and other natural disasters. Over this quarter, our department will be building an Action Plan, a proposal of how we will spend this money. We held one public meeting to gather input for our plan in November, and another the second week of January (see details below). If you miss these events, they are posted to our Facebook page @HoustonHCDD. Once we release our Action Plan, it will be open for public comment. We appreciate all input. If you are interested in providing comments, check back at our website houstontx.gov/housing or call 832-394-6200 to ask about it!

Public Hearing for Mitigation
Tuesday, January 7, 6pm-8pm
Tracy Gee Community Center
3599 Westcenter Drive, Houston, TX, 77042
METRO Route 25, 153
Missed the event? Look to YouTube.com/HoustonHCDD to watch a recording

Already have a home in mind?
We offer up to \$30,000 in down payment assistance to first-time homebuyers or those replacing homes that were lost during Hurricane Harvey. Apply to the Harvey Homebuyer Assistance Program by calling 832-395-0550 or online at recovery.houstontx.gov/hbap

Looking for a new place to call home? We have safe and affordable options. The City has teamed up with the Houston Land Bank and the Houston Community Land Trust to provide new homes across Houston. When you buy through the Houston Land Bank, you can receive a subsidy up to \$39,900 on homes priced under \$200,000. The Houston Community Land Trust (HCLT) helps set even lower prices, around \$75,000. When they are ready to move on, HCLT homeowners agree to sell their home at an affordable price to others. This allows us to pay it forward to the next family looking for an opportunity. Any household making at or below 80% Area Median Income can apply. To learn more, call 832-394-6200 and ask about New Homes for Sale.

Follow us
@HoustonHCDD



Harvey Recovery Situation and Pipeline Report #11

June 2020

HCDD Newsletter February-March 2020

BOLETÍN INFORMATIVO HCDD

Enero - Marzo 2020 | www.houstontx.gov/housing | @HoustonHCDD

¿ASÍ SE HACE, EQUIPO! ¡DEJANDO NUESTRA HUELLA DURANTE LAS FESTIVIDADES!

Los miembros de nuestro equipo van más allá de cumplir sus deberes y responsabilidades laborales. En estos son algunos de los proyectos que se completaron este año. Nuestro equipo de reparación de viviendas utilizó sus habilidades para reparar el hogar y los donaron a familias que se mudaron recientemente a viviendas recomendadas. Nuestro equipo de cumplimiento entregó 10 cajas de pavo a familias en la ciudad. Nuestro equipo de Servicios Comunitarios entregó cajas de pavo y tarjetas a ancianos en Center Street. Una vez más, ¡sí se puede! Todos los niños de pavo fueron donados por nuestro equipo. Nuestra líder de equipo de Alcance Comunitario ayudó a recibir a 100 niños con supervisión de bienestar de los fiscales y acompañarlos a elegir sus juguetes para Navidad. Brindar nuestro apoyo para construir comunidades más fuertes y saludables respalda todo lo que hacemos.



UN AÑO DE COMPROMISO, UN AÑO DE SERVICIO

2019 fue un año récord para acercarnos a la comunidad. En 2020, buscamos hacer más.

Este año, el Departamento de Vivienda y Desarrollo Comunitario amplió su alcance. En internet, nos estamos conectando con la comunidad de muchas maneras como antes nunca. Con un sitio web nuevo para la recuperación del huracán Harvey que es más fácil de usar (recovery.houstontx.gov), un canal de YouTube que relajamos (YouTube.com/HoustonHCDD) y cuentas actualizadas en cinco redes sociales, estamos haciendo todo lo posible para correr la voz. Para los que no usan internet, también estamos encontrando formas de difundir las noticias de manera personal. El boletín que está leyendo en este momento, por ejemplo, se coloca en casi 100 edificios públicos.

Ahora tenemos horarios semanales de oficina comunitaria, para que miembros del público puedan hablar con nuestros empleados y obtener ayuda sobre las solicitudes. A partir del 2020, este evento irá visitando diferentes locaciones.

lo que hace que sea aún más fácil conectarse con nosotros. También abrimos un centro de llamadas con profesionales capacitados en servicio al cliente. Cuando nos llame, queremos asegurarnos que usted tenga lo que necesita. En 2020, seguiremos brindando nuestros servicios. Nuestro sitio web principal (houstontx.gov/housing) se actualizará para que coincida con el diseño fácil de usar del sitio web de recuperación. También estamos trabajando en manuales impresos para nuestros programas y una guía completa para encontrar recursos de vivienda en Houston. Nuestro equipo de extensión planea realizar más de 30 eventos cada mes en toda la ciudad, para brindarle información y oportunidades. City, bringing information and opportunities right to you. Visite @HoustonHCDD en cualquiera de nuestras redes sociales para conectarse con nosotros.

¡ÚNASE A NUESTRA CAUSA!

Organizamos reuniones mensuales con organizaciones sin fines de lucro para hablar sobre las formas en que podemos ayudar mejor a los habitantes de Houston. Únase a nosotros, regístrate en bit.ly/JoinOurCause2020

NECESITA REPARACIONES?

Nuestro equipo ha reparado más de 1,000 hogares desde el 2016. Llame al 832-394-6200 para obtener ayuda.

ESTAMOS ABIERTOS

Horario de oficina para atender a la Comunidad
Horarios Actuales
Todos los Miércoles de 1pm a 4pm
2100 Travis Street
Houston, TX, 77002
Número piso

ENFOQUE EN: DESARROLLO DE NUEVOS HOGARES



¿Busca un nuevo hogar? Tenemos opciones seguras y accesibles.

La ciudad se ha asociado con el Houston Land Bank y el Houston Community Land Trust para proporcionar nuevos terrenos para viviendas en todo Houston.

Cuando compre a través del Houston Land Bank, puede recibir un subsidio de hasta \$39,900 en casas con un valor inferior a \$200,000. El Houston Community Land Trust (HCLT) ayuda a establecer precios aún más bajos, alrededor de \$75,000. Cuando están listos para seguir adelante, los propietarios de HCLT acuerdan vender su casa a un precio accesible para otros.

Esto nos permite pagarlo a la próxima familia que busca una oportunidad. Cualquiera familia que tenga un ingreso mediano del área del 80% o menos puede ser elegible.

Para obtener más información, llame al 832-394-6200 y pregunte por las nuevas casas en venta.

Sea parte de nuestro plan de mitigación!

La ciudad de Houston tiene la oportunidad de obtener \$61 millones del gobierno federal para gastar en la mitigación de inundaciones y otros desastres naturales. Durante este trimestre, nuestro departamento construirá un Plan de Acción, una propuesta de cómo gastaremos ese dinero. Tuivimos una reunión pública para recopilar información en Noviembre y se llevó a cabo otra, la segunda semana de Enero (ver detalles a continuación). Si no pudo asistir a estos eventos, puede verlos en la página de Facebook @HoustonHCDD. Una vez que publiquemos nuestro Plan de Acción, estará abierto a comentarios públicos. Agradecemos todas las aportaciones. Si desea hacer comentarios, puede acceder a nuestro sitio web houstontx.gov/housing o llame al 832-394-6200 con sus preguntas.

Audiencia pública para mitigación
Martes 7 de enero de 2020, 6 p.m. a 9 p.m.
Centro Comunitario Tracy Gee
3559 Westcenter Drive, Houston, TX, 77042
METRO Ruta 25, 153
Haz click en YouTube.com/HoustonHCDD para ver la grabación

¿Ya ha elegido una casa?

Ofrecemos hasta \$30,000 en asistencia para el pago inicial a las personas que estén comprando casa por primera vez o a aquellos que reemplacen la vivienda que perdieron durante el huracán Harvey. Solicite el Programa de Asistencia para Compradores de Vivienda de Harvey llamando al 832-393-0550 o en línea en recovery.houstontx.gov/hbap

Signanos en
@HoustonHCDD





Harvey Recovery Situation and Pipeline Report #11

June 2020



This report is produced by the Housing and Community Development Department and will be updated monthly throughout the life of the Homeowner Assistance Program.